



Come Lord Jesus!

Teaching Manual
Short Version



This book belongs to the congregation

© New Apostolic Church International Zurich Version 31.3.2022



Dear Teachers:

With great joy I present to you the new Sunday School teaching materials. This is the first time that the New Apostolic Sunday School teaching materials have been created with the assistance of teachers from across the world.

We live in a world that is highly interactive. Educational settings must create an atmosphere that captivates the attention of children so that what they are learning has an everlasting effect on their lives. The new teaching materials integrate interactive teaching strategies, relevant life examples, and engaging activities into the lessons. Each lesson connects to one of the overall objectives for the children's teaching materials. The Sunday School classes should help the children to know God, the Gospel of Jesus Christ and to grow in their faith.

Your task as a teacher is not only to inform the children about biblical stories that took place in the past, but also to assist the children to develop a close relationship with our heavenly Father today and into the future. Thus, your contributions will be a wonderful support for both the parents as they raise their children, and also for the apostles in their holy mission.

I thank you for your commitment and assure you of my constant intercession.

Jean-Luc SCHNEIDER

SUNDAY SCHOOL TEACHER GUIDE

Objectives for Sunday School

Sunday School is a program developed within the religious teaching of the New Apostolic Church for children who are 6 to 12 years old. In Sunday School, the children learn Bible stories and events that are taken from the Old and New Testament.

The children are introduced to the New Apostolic doctrine and the characteristics that New Apostolic Christians should possess. What the children learn should excite them to be a part of God's work. Sunday School classes will help children:

Know God and His works

By means of Bible stories the children get to know God's work. By sharing in the experiences of others, the children become familiar with God as our heavenly Father. In this context, their own experiences of how the Lord helps them should also be discussed. The children experience the present-day activity of God by means of the examples set by their parents, the ministers and the Sunday School teachers.

Know the New Apostolic Church

The children are familiarized with life in the New Apostolic congregation. The sequence of the divine service (singing, praying, sermon...) and the sacraments (Holy Baptism, Holy Sealing and Holy Communion) are explained to the children. They learn to know the ministries and special divine services.

Grow in their faith

Stories are told in lively, goal-orientated lessons. The fundamental experiences of faithful people should be of help to us. Thus, the values of the Holy Spirit and the virtues emanating from it, such as faith, love, hope and loyalty, unfold. The stories promote the development of faith and the children experience that they have their rightful place in God's plan of salvation.

Kindle joy in the fellowship of the congregation

By feeling understood, loved and secure, children develop joy in the Sunday School. Thus, a foundation is laid for joyful participation in the divine services. Singing suitable hymns strengthens joy and fellowship.

Structure of the Sunday School

The syllabus structure consists 144 lessons that focus on the Old and New Testament as well as the New Apostolic doctrine.

Trained Lessons

Lessons associated with the Holy Holidays should be repeated each year. To avoid teaching these lessons the same way each year, try different teaching strategies and activities for the lessons from one year to the next.

If you do not want to follow the order of the lessons, you can change it. In this case, make a note of the trained lessons at the end of the book.

This will give you an overview of which lessons still need to be taught. After having taught a lesson just write the date behind it.

Preparation of the Lesson

The components of a lesson help the teacher to prepare the topic. It is important to read this material often to comfortably remember the Bible story, its message and learning objectives. Teachers who know the lesson thoroughly are better able to successfully engage and motivate the children during the lessons.

Teaching Methods

Use simple words or explain difficult words carefully throughout the lesson. Encourage the children to express their thoughts and ask questions. Pictures leave a lasting impression. Therefore and whenever possible use pictures to deepen the narrative. Simple things of everyday life (for example seeds, salt, bread, clothes, toy figures or toy animals) can be used to create a visual representation of the events described in the Bible story.

Components of the Lesson

Title

The title is a short reference that contains the people and or location from the Bible story.

Message

The message is a short statement that summarizes the main point of the lesson. Refer to the message periodically throughout the lesson. The children should retain this as the key point to the lesson and it should be the one thing that the children vividly remember after the lesson has ended.

Learning Objectives

Learning objectives ensure that all children develop a similar foundation of biblical knowledge and understanding of the New Apostolic doctrine. You can determine whether the children have achieved the learning objectives by observing their participation in the lesson discussion points.

Bible Text

The Bible text refers to the passage(s) in the Bible where the story can be found. It is for the teacher's reference only. Read the Bible text passage prior to the lesson. It provides additional information to the Bible story which may stimulate more in-depth discussion for older students.

Contents

The Content page contains the Bible story that closely reflects the Bible text passage. The story is presented in a simplified manner and gives you a guide for presenting the story to the children. The story should be told to the children in a storytelling manner.

Suggestions for the Teacher

Lead-In

The Lead-In is a short segment at the beginning of the lesson that stimulates the children's interest.

Picture: The teacher shows the children the picture of the story. They discuss what they see and what happens in the picture. The teacher asks them what they think the characters in the picture might be feeling.

Role-play: Children like to play stories in a role-play. In this way, they experience the content of a story. Their fantasy brings a story to life. They remember the story. Very important: You should support this by providing disguises / fancy dresses and additional materials that fit the story (e.g. a sword, javelin, sling in the case of David and Goliath).It is also advised and important to give them clear and precise instructions before they start with their role-play. Thus they know what they should play.

A role-play can be performed either at the beginning or at the end of the lesson. It can also be repeated in front of the whole congregation to show what the children have learned.

Lesson Instructions

This section describes how to conduct the lesson.

Begin telling the story...

Tell the story in your own words.

Discussion Points

A number of questions are provided here. The discussion points can be used to check for understanding or to stimulate discussion.

When discussion points are used, most children will actively participate in the lesson delivery. This strategy helps teachers move away from a lecture format that usually results in a lack of interest. You can mix the discussions in telling the story.

Have the children repeat ...

The children remember the most important points by repeating the key phrases. Whenever the teacher has explained something, have them repeat the corresponding learning objective like a summary.

Real-Life Application

This section illustrates how the message of the Bible story is still relevant to our lives today. You may need to modify the examples according to local cultural differences.

Repeat the message

At the end of the lesson, the children repeat the message of the lesson. They repeat it individually or all together.

Table of Contents

Old Testament Lessons

God Creates the World.....	1
Adam and Eve.....	4
Cain and Abel.....	7
Noah and the Ark.....	10
The Rainbow: A Covenant.....	13
The Tower of Babel.....	16
Abram and Lot.....	19
Lot and Sodom.....	22
Abraham and Isaac.....	25
Eliezer and Rebekah.....	28
Esau and Jacob.....	31
Jacob Escapes.....	35
Jacob and Rachel.....	38
Jacob and Esau Meet.....	41
Joseph and His Brothers.....	44
Joseph and Potiphar's Wife.....	47
Joseph the Advisor.....	50
Joseph Reveals Himself.....	53
Moses is Saved.....	56
The Burning Bush.....	59
The Ten Plagues.....	62
The Israelites Leave Egypt.....	65
The Ten Commandments.....	68
Canaan is Reached.....	71
Joshua and Jericho.....	74
Gideon.....	77
Samson.....	80
Ruth and Naomi.....	83
Hannah and Samuel.....	86
Samuel the Prophet.....	89
Saul Becomes King.....	92
David is Anointed.....	95
David and Goliath.....	98
David and Jonathan.....	101
David Becomes King.....	104
King Solomon's Wisdom.....	107

Table of Contents (Continued)

Elijah and Ahab.....	110
Elijah and the Widow.....	113
Elijah on Mt. Carmel.....	116
Elijah on His Way to Mount Horeb.....	119
Elisha.....	122
Naaman.....	125
King Hezekiah.....	128
Job.....	131
Prophets Isaiah and Jeremiah.....	134
Daniel and His Friends.....	137
Daniel and Belshazzar.....	140
Daniel in the Lions' Den.....	143
The Fiery Furnace.....	146
Jonah.....	149
Doctrine-Related Lesson	
The Bible.....	152
Holy Baptism with Water.....	155
Holy Sealing.....	158
Holy Communion.....	161
Prayer.....	164
Interceding for the Departed.....	167
Living Apostles Today.....	170
The New Apostolic Creed.....	173
Love One Another.....	176
Offering and Sacrifice.....	179
Thanksgiving Day.....	182
Be a Missionary.....	185
The Return of Christ.....	188
God's Word is Proclaimed in the Divine Service.....	191
Fellowship.....	194
Love for God.....	197

Table of Contents (Continued)

New Testament Lessons

Elizabeth and Mary	200
Mary, Joseph and the Shepherds.....	203
Wise Men From the East.....	206
Simeon and Anna	209
Jesus as a Boy	212
John the Baptist.....	215
Jesus is Baptised.....	218
Jesus Gathers His Disciples.....	221
Jesus in Nazareth	224
Jesus is Tempted.....	227
Wedding in Cana	230
The Paralysed Man	233
Jesus and Nicodemus	236
The Samaritan Woman.....	239
The Pool of Bethesda	242
The Beatitudes.....	245
The Lord's Prayer	248
The Ten Lepers	251
The Blind Man.....	254
Jairus' Daughter.....	257
A Widow's Son.....	260
The Centurion of Capernaum	263
The Sinful Woman	266
The Treasure in the Field	269
Jesus Calms the Storm	272
The Parable of the Sower	275
The Wheat and Tares.....	278
The Feeding of the 5,000	281
The Great Catch of Fish	284
Jesus Walks on the Sea	287
Peter's Profession of Faith.....	290
The Transfiguration of Jesus	293
The Good Shepherd and the Lost Sheep.....	296
The Good Samaritan	299
The Prodigal Son.....	302
The Adulteress.....	305
Mary and Martha.....	308
Lazarus	311
Zacchaeus	314

Table of Contents (Continued)

Jesus and the Children	317
Jesus Cleanses the Temple	320
The Parable of the Mustard Seed.....	323
The Laborers in the Vineyard	326
The Pharisee and the Tax Collector	329
The Persistent Widow.....	332
The Lost Coin	335
The Foolish Rich Farmer	338
Lazarus and the Rich Man.....	341
The Great Supper	344
The Ten Maidens.....	347
The Parable of the Talents	350
The Widow's Two Mites.....	353
Palm Sunday	356
The Last Supper	359
The Disciples' Feet Washed	362
Jesus' Commandment of Love	365
Jesus' Prayer in Gethsemane	368
Jesus is Betrayed	371
Peter Denies Jesus	374
Jesus Faces Pilate.....	377
Journey to Golgotha	380
Good Friday.....	383
Easter	386
Jesus Appears to His Disciples	389
Thomas.....	392
Jesus and Peter.....	395
Ascension Day.....	398
Pentecost.....	401
Before the Council	404
The Apostles' Call for Helpers	407
Stephen	410
The Gospel in Samaria.....	413
Philip and the Ethiopian.....	416
The Conversion of Saul	419
Peter Visits Cornelius	423
Peter Freed From Prison	425
Paul Testifies to the Gentiles.....	428
Paul and Silas.....	431
Summary and Worksheets for Seminar Sunday School Teacher (2 sets)	434
Trained Lessons	450

GOD CREATES THE WORLD


Genesis 1



Contents

Message	God made everything, and it was good.
Learning Objectives	The children will learn: <ul style="list-style-type: none">■ God created everything in the world through His word.■ God created all human beings in His image. He loves us, and we are His children.■ We should respect what God has created.
Bible Text	Genesis 1

God Creates the World



In the beginning, God made the heavens and the earth. The earth was empty, dark and deserted. There were no plants, no animals and no landscapes.

God said, "Let there be light." And there was light. God saw the light. He then separated the light from the darkness. The light He called day and the darkness He called night. Also on the first day, God created the morning and the evening.

On the second day, God separated the heaven from the earth. God then created the sky and with it the wind and clouds. God also gathered the water.

On the third day, God separated the land from the water. The dry land God called earth. The water then became the rivers, the lakes and the seas. God created landscapes with mountains, valleys and plains as well as all types of grasses, herbs, flowers and fruit trees.

On the fourth day, God created a great light for the day time, the sun. He created a smaller light for the night time, the moon. God also created the many, many stars. The stars brightened the night from that very moment of creation.

On the fifth day, the Lord filled the waters of the seas with life. He created the many, many animals which live in water. On that very same day, God also created the birds. God saw all the new life and He saw that it was good.

On the sixth day, God created all the other animals that live on dry land. When God had completed this great work, He could see that everything was good with the earth and the heavens, the plants and the animals. He created a man and a woman in His own image. God blessed them and gave them everything He created. He saw what He made and it was good.

On the seventh day, God rested from all the work that He had done. He also blessed the seventh day and made it holy.

Suggestions for the Teacher

Lead-In

Show the picture to the children. Discuss with them what they see. Ask what she/he may feel...

Let some of the children play the story in a role-play. Instruct them before.

Provide materials like soil, water, plants, leaves, feather, fish, seeds...

Lesson Instructions

Begin telling the story...

Discuss with the children

- God the Creator has made the light. What do we need light for? (Precondition for life, the sun gives warmth, the stars give direction in the dark.)
- What is water needed for? (Everything will die without water.)
- Where do we find water? (In wells, dams, rivers, lakes and in the sea)
- What is air needed for? (To breathe, ...)
- What is earth needed for? (Our food grows in it, ...)
- What seeds do you know? (Each plant has its own seed.)
- What animals do you know? (...Group them as living in water, in the air or on land.)
- Who did God create on the sixth day? (Adam, Eve)

Have the children repeat...

- God created everything in the world through His word.
- God created all human beings in His image. He loves us and we are His children.
- We should respect what God has created.

Real-Life Application (explain the following)

- God has made the earthly light. He has also created light for our souls: Jesus Christ.
- Everything God has made is perfect and without fault.
- Why do we keep Sundays holy? (God created a day of rest for men and sanctified it.)
- What do we do on Sunday? (We listen to what God tells us in the Divine service.)
- Sunday is a day of blessing.

<p style="text-align: center;">Repeat the Message God made everything, and it was good.</p>

ADAM AND EVE


Genesis 3



Contents

Message	God still loves us even when we sin. God promised to send the Redeemer.
Learning Objectives	The children will learn: <ul style="list-style-type: none">■ Adam and Eve were cast out of the Garden of Eden.■ Even though Adam and Eve sinned, God still loved and cared for them.■ The Redeemer that God promised is Jesus, by whom our sins are forgiven.
Bible Text	Genesis 3

Adam and Eve



Adam and Eve lived in the Garden of Eden. One day a serpent said to Eve, "Did God tell you that you could not eat from any tree in the garden?"

Eve replied, "We can eat the fruit on all the trees in the garden except for the tree that is in the middle of the garden. God said we should not eat of that tree or we would surely die."

The serpent said to the woman, "You will not die. If you eat this fruit, then you will know good and evil. You will be like God."

Eve looked at the tree. The fruit on the tree looked good to eat and she wanted to be wise. So she took one of the fruits and ate it. She gave Adam some of it and he too ate the fruit.

Then they both realised that they were naked. They took leaves from a fig tree and covered themselves.

That evening they heard God coming to see them. Adam and Eve hid under the trees. God called to Adam, "Where are you?"

Adam replied, "I heard You, but I was afraid because I am naked. That is why I have hidden myself away."

God asked him, "Who told you that you were naked? Did you eat from the forbidden tree?"

Adam replied, "The woman that You gave to me picked the fruit and gave me some to eat."

God turned to Eve, "Why did you do it?"

Eve answered, "The serpent tricked me."

God turned to the serpent and put a curse on him saying, "Because of this you shall crawl on your belly and eat dust. You and the woman, your children and her children will always be enemies. One of her descendants will strike you on the head and you will strike Him on the heel."

Suggestions for the Teacher

Lead-In

Show the picture to the children. Discuss with them what they see. Ask what she/he may feel...
Let some of the children play the story in a role-play. Instruct them before. Provide disguise / fancy dress and additional materials like fruit (Mango, bananas...).

Lesson Instructions

Begin telling the story...

Discuss with the children...

- What does God say to Adam and Eve? (Do not eat from this tree.)
- What does the serpent say to Eve? (If you do it, you will be as wise as God is.)
- If you knew a certain fruit could make you the smartest person, would you eat it?
- Why do Adam and Eve hide? (They have a bad feeling because they have disobeyed God.)
- What is the result of their disobedience? (They are cast out of Eden.)
- Who is the promised redeemer? (Jesus)

Have the children repeat...

- Adam and Eve were cast out of the Garden of Eden.
- Even though Adam and Eve sinned, God still loved and cared for them.
- The Redeemer that God promised is Jesus, by whom our sins are forgiven.

Real-Life Application (explain the following)


- God gives us specific commandments.
- God wants us to keep these commandments.
- Who tells us, when we do something wrong? (Our conscience tells us.)
- What is the result of sin? (Sins separate us from God.)
- What is the merit of Jesus? (All sins can be forgiven.)

Repeat the Message

God still loves us even when we sin.
God promised to send the Redeemer.

CAIN AND ABEL


Genesis 4:1-16



Contents

Message	God helps us resist sin and overcome temptation.
Learning Objectives	The children will learn: <ul style="list-style-type: none">■ God tried to help Cain before he sinned.■ We should not give in to jealousy or anger.
Bible Text	Genesis 4:1-16

Cain and Abel



Suddenly, Cain heard the voice of God, "Be careful, Cain. Sin lies at your heart's door. Do not give in to it "

Cain talked with Abel when they were in the field. Suddenly, Cain became angry and killed his brother.

God asked Cain, "Where is your brother?"

Cain said to God, "I do not know. Am I my brother's keeper?"

God said to Cain, "What have you done? Your brother's blood cries out to Me from the ground. So now you are cursed. When you till the ground, it will no longer yield a harvest. And you will no longer have a home."

Adam and Eve had two sons. The older son was called Cain. The younger was called Abel. Cain became a farmer and Abel became a shepherd.

One day Cain brought an offering of the fruits of the ground to God. Abel also brought an offering to God, the firstborn animal of his flock. God respected Abel and his offering but not Cain and his offering. Cain became very angry.

Suggestions for the Teacher

Lead-In

Show the picture to the children. Discuss with them what they see. Ask what she/he may feel ...

Let some of the children play the story in a role-play. Instruct them before.

Provide disguise / fancy dress and additional materials like fruits, a stuffed animal...

Lesson Instructions

Begin telling the story...

Discuss with the children...

- How does Cain feel about his brother? (He is jealous.)
- How does God try to help Cain before he gives into his anger? (He warns him.)
- Talk about quarrels you had. (Jealousy, hate, irritations with one another)

Have the children repeat...

- God tried to help Cain before he sinned.
- We should not give in to jealousy or anger.

Real-Life Application (explain the following)


- Everybody makes mistakes and sins.
- God will always warn us of sin.
- Give an example of a situation when you resisted sin.
- God helps us to overcome if we ask Him to do so.
- Jesus died for our sins.
- How do we get forgiveness of our sins? (Our sins are forgiven in every divine service.)

Repeat the Message

God helps us resist sin and overcome temptation.

NOAH AND THE ARK

Genesis 6



Contents

Message	When God prompts us to do something, we should do it.
Learning Objectives	The children will learn: <ul style="list-style-type: none">■ Noah loved and obeyed God. God took care of Noah.■ God will also take care of us and the generations to come.
Bible Text	Genesis 6

Noah and the Ark



God said to Noah, “The people on earth have become wicked. Make yourself an ark constructed of gopher wood. Coat it inside and outside with pitch so that it will be watertight. The length of the ark shall be three hundred cubits, its width fifty cubits, and its height thirty cubits. Inside the ark there should be three decks. In the centre of one side you must make a door, and right on top it must have a window which looks out to heaven.”

God continued, “And I will bring floodwaters on the earth and everything that is on the earth shall die. I will make a covenant with you. You will go into the ark with your wife and sons. You will also bring into the ark two of every living thing, a male and female.”

Noah followed God’s instructions. He trusted God and did exactly as He commanded.

A long time had passed since God created Adam and Eve. The people on earth had grown in numbers. Sadly, the people also grew to be sinful. Man-kind’s thoughts were evil.

God saw that what the people were doing was wicked. There was one man, Noah, who honoured and loved God. He had a wife and three sons. Their names were Shem, Ham and Japheth. Noah and his family lived a life that pleased God.

Suggestions for the Teacher

Lead-In

Show the picture to the children. Discuss with them what they see. Ask what she/he may feel...
Let some of the children play the story in a role-play how the pairs of animals enter the arch.
(Elephants, giraffes, birds, sheep, pigs...) Let them make animal sounds. Instruct them before.

Lesson Instructions

Begin telling the story...

Discuss with the children...

- What do you think people do to displease God? (They are corrupt, dishonest, violent, ...)
- Who goes into the ark? (Noah, his family and many animals.) What kinds of animals? ...
- How do you think Noah and his family react when it begins to rain? (Thankfulness ...)
- What would have happened if Noah had not build the ark? (Animals, people would have died.)

Have the children repeat...

- Noah loved and obeyed God. God took care of Noah.
- God will also take care of us and the generations to come.


Real-Life Application (explain the following)

- Noah was protected because he believed, obeyed and trusted God.
- If we do the same, God will also protect us.
- Even if it is not easy for us, we want to follow Gods instructions and he will save us.
- What are such instructions? (His commandments, His advice in the Divine services...)

Repeat the Message
When God prompts us to do something, we should do it.

THE RAINBOW: A COVENANT


Genesis 6:22; 7; 8; 9:8-17



Contents

Message	When God makes a promise, we can trust He will keep it.
Learning Objectives	The children will learn: <ul style="list-style-type: none">■ Noah and his family believed God, and He saved them.■ God's covenant with Noah is like a promise given to all human beings.
Bible Text	Genesis 6:22; 7; 8; 9:8-17

The Rainbow: A Covenant



Noah built the ark as God instructed him. When the ark was finally finished, God said to Noah, "Come into the ark. You and your family are godly when others around you are not."

God told Noah to take pairs of each animal to keep the species alive on the face of all the earth.

Once again Noah did what God commanded. After all the animals entered the ark, Noah and his family also entered the ark. God Himself closed the door behind them.

After seven days it began to rain. The water level rose higher and higher. The ark was lifted from the ground and began to float. Everything else was flooded. It rained for forty days and forty nights. Not even the mountain tops were visible any more. Everything living on earth was destroyed except for Noah, his family and the animals in the ark.

After one hundred and fifty days God sent a strong wind and the rain stopped. Slowly the water level began to fall and the ark was stranded on the mountains of Ararat.

After forty days Noah opened the window of the ark and sent out a raven. It circled in the air but could not find anywhere to land. Later Noah sent out a dove but it soon returned. It too could not find a place to rest.

After another seven days Noah sent the dove out again. It returned but this time had an olive leaf in its beak. That meant that the tips of the trees were sticking out of the water and the water had gone down.

Seven days later Noah sent a dove out again. This time it did not return. Noah removed the roof of the ark and saw that the ground was dry.

God told Noah, "Go out of the ark with your family and bring all the living creatures with you." God made a covenant with Noah that He would never again destroy every living thing on earth.

As long as the earth existed, seed time and harvest, frost and heat, summer and winter, day and night would continue. God placed a rainbow in the sky as a sign of His promise.

The Rainbow: A Covenant

Suggestions for the Teacher

Lead-In

Show the picture to the children. Discuss with them what they see. Ask what she/he may feel....
Let the children play the story how Noah send out the raven and the dove in a role-play.
Instruct them before. Provide disguise / fancy dress and additional materials like an olive leaf.

Lesson Instructions

Begin telling the story...

Discuss with the children...

- How does Noah realize, when the water had gone down? (He sends a dove out.)
- What does Noah do after the flood? (He builds an altar and brings an offering to God.)
- What does God promise after the flood?
 - God will never send another flood to destroy mankind.
 - Seedtime and harvest, cold and heat, summer and winter, day and night will not stop.
- What is the sign of his promise? (The rainbow)

Have the children repeat...

- Noah and his family believed God and He saved them.
- God's covenant with Noah is like a promise given to all human beings.

Real-Life Application (explain the following)

- What did God promise us? (Jesus will take us to be with Him in His kingdom.)
- Noah built an altar to thank God. How can we bring thanks unto God?

Repeat the Message

When God makes a promise, we can trust He will keep it.

THE TOWER OF BABEL

Genesis 11:1–9



Contents

Message	We should put God above ourselves instead of seeking fame.
Learning Objectives	The children will learn: <ul style="list-style-type: none">■ How God mixed up the language of humankind.■ God did not accept the arrogance of humankind.
Bible Text	Genesis 11:1-9

Tower of Babel



The children of Noah multiplied, and formed big families. They all spoke the same language. The people journeyed from the east to the land Shinar where they decided to live.

The people said to one another, “Come, let us make bricks out of this clay and burn them. We will then build a great city and live there.”

The people wanted to build a great city, but they felt it should not be an ordinary city.

They decided, “We want to build a tower so high that its top will reach up to heaven. In this way, we shall be famous throughout the world. We will make a name for ourselves ”

God saw what the people were doing. God said, “These people have become proud. They are one nation and speak the same language. They have decided to build this tower. They will not stop. I will confuse their speech and give each one a different language so that they will no longer understand one another.”

God confused their speech. The people suddenly found it very difficult to work together because they could no longer understand each other.

Unable to complete their city and the very big tower, the people scattered to live in different countries.

Suggestions for the Teacher

Lead-In

Show the picture to the children. Discuss with them what they see. Ask what she/he may feel....
Let some of the children play the story in a role-play. (Without speaking) Instruct them before.
Provide disguise / fancy dress, use chairs to construct a tower....

Lesson Instructions

Begin telling the story...

Discuss with the children...

- What do the people want? (To become great, to build a tower that would reach heaven.)
- Why? (To make a name for themselves, out of arrogance.)
- How do they feel when they can-not talk to each other while building the tower?

Have the children repeat...

- God mixed up the language of humankind.
- God did not accept the arrogance of humankind.

Real-Life Application (explain the following)

- Ask the children what they would like to do when they grow up (Profession, plan of starting family, having children...)
- When we plan our future, it is important we put God first in our lives.
- How do we do this? (Priority for activities in our faith,)

Repeat the Message

We should put God above ourselves instead of seeking fame.

ABRAM AND LOT

Genesis 12:1–9; 13:1–15



Contents

Message	We are blessed by God and we can be a blessing for others by living peaceful lives.
Learning Objectives	The children will learn: <ul style="list-style-type: none">■ Abram trusted God and had faith to follow Him. God blessed Abram for his faithfulness.■ How Abram and Lot were able to compromise.■ We please God when we try to live peacefully with everyone around us.
Bible Text	Genesis 12:1-9; 13:1-15

Abram and Lot



God said to Abram, “Get out of your country, from your family, and from your father’s house to a land that I will show you. I will make you a great nation. I will bless you and in you everyone will be blessed.”

Abram was seventy-five when he left the country where his family lived. He took his wife Sarai, his brother’s son Lot, and everything they owned and travelled to Canaan. God appeared to Abram once more and said, “To your descendants I will give this land.” Abram built an altar where God appeared to him.

When a severe famine came to Canaan, Abram, Sarai and Lot travelled to Egypt. They lived there and became very rich.

Abram had many animals, and a lot of silver and gold. One day the Pharaoh sent Abram, Sarai and all that they had away.

Abram, Sarai and Lot travelled from Egypt to the south. They stopped at a place and set up their tents. But the place they chose could not provide enough food for the animals to live. This caused trouble between Abram’s shepherds and Lot’s shepherds.

One day Abram said to Lot,
“We should not fight and our shepherds should not fight. We should separate from each other. If you go to the left, I will go to the right. If you go to the right, I will go to the left.”

Lot saw the green gardens and chose the plains of Jordan. Abram went with his family in the opposite direction. Abram stayed in the land of Canaan. The Lord gave Abram all the land that he could see from the north, south, east and west and promised it would belong to his family forever.

Suggestions for the Teacher

Lead-In

Show the picture to the children. Discuss with them what they see. Ask what she/he may feel...
Let some of the children play a blind walk in a role-play. Use a tie/fabric as a blindfold for them.
Place one hand on the shoulder of the person in front of them. When the children are ready, give directions to the first person in line. Everyone is to trust the person in front.
Discuss how we feel trusting someone else to lead us.

Lesson Instructions

Begin telling the story...

Discuss with the children...

- What does it mean to a person to leave his fatherland? (Fear, anxiety, excitement)
- What is Abram's attitude towards God? (He believes and trusts in God.)
- What does Abram say to Lot when their shepherds argue? (If you go to the right, I go to the left.)

Have the children repeat...

- Abram trusted God and had faith to follow Him. God blessed Abram for his faithfulness.
- Abram and Lot were able to compromise.
- We please God when we try to live peacefully with everyone around us.

Real-Life Application (explain the following)


- We must trust God fully. Then we can do what God expects us to do.
- What do we do to keep the peace?
(E.g. if at school, a bigger child comes up to you and grabs the ball out of your hands.)
- How can we be a peacemaker?
- If we trust and believe in God, He will lead us wonderfully. Give personal examples.

Repeat the Message

We are blessed by God and we can be a blessing
for others by living peaceful lives.

LOT AND SODOM


Genesis 18:20-33; 19:12-26



Contents

Message	God listens to our pleas for others.
Learning Objectives	The children will learn: <ul style="list-style-type: none">■ Abraham pleaded to God, on behalf of Lot, to save the city.■ God listens to our pleas and helps us. His help may not always be what we expect.
Bible Text	Genesis 18:20-33; 19:12-26

Lot and Sodom



Lot, his wife, and daughters settled in a city called Sodom. God saw that Sodom, and the neighbouring city Gomorrah, had many bad people in it and this did not please Him. God decided to destroy both cities, and He told Abraham what He was going to do.

Abraham pleaded with the Lord and asked, "Will you destroy the good people along with the bad people?"

Abraham asked the Lord to spare the city if He could find ten good people. God agreed that He would not destroy the city if He could find ten good people. But God could not find ten good people.

There was one good family. God knew that Lot lived in the city, and He also knew that Lot was a good man who believed in Him.

God wanted to warn Lot that the city was going to be destroyed, so He sent two angels to give Lot the message. The angels looked like ordinary men.

Lot invited the men to go home with him. His wife and daughters made the men something special to eat. Lot suddenly realised that the men inside his house were angels sent by God. They warned Lot that he must take everyone from his house and leave the city. They told Lot, "People here do not care about God and He sent us to destroy it."

Lot believed the angels, and went to tell his sons-in-law that they should come with him to escape the destruction of Sodom. They did not believe Lot.

In the morning, the angels told Lot and his family to hurry or they would die. Then the angels took Lot's hand and led him and his wife and daughters safely out of the city. The angels told Lot, "Keep walking towards the mountain. Do not stop! Do not look back and you will be safe."

Lot's wife did not listen. She looked back at the city and became a pillar of salt.

Lot and his daughters obeyed God, He was merciful to them and guided them to safety.

The city of Sodom was completely destroyed.

Suggestions for the Teacher

Lead-In

Show the picture to the children. Discuss with them what they see. Ask what she/he may feel....
Let some of the children play the story of escape in a role-play. Instruct them before.
Provide disguise / fancy dress and additional material.

Lesson Instructions

Begin telling the story...

Discuss with the children...

- How does Abraham feel when God tells him He is going to destroy the city of Lot?
- What does he do first? (He intercedes for Lot.)
- How does Abraham act? (Together with his servants, he helps to rescue Lot.)
- What does God promise Abram? (A son, numerous descendants)
- What is the name God gives Abram? (Abraham = "Father of the multitude")

Have the children repeat...

- Abraham pleaded to God, on behalf of Lot, to save the city.
- God listens to our pleas and helps us. His help may not always be what we expect.

Real-Life Application (explain the following)

- Why do we intercede for others? (Because God helps us and we want to share His love.)

<p style="text-align: center;">Repeat the Message God listens to our pleas for others.</p>

ABRAHAM AND ISAAC

Genesis 17:1–10; 17:15–21; 21:1–3; 22:1–18



Contents

Message	God blesses those who are obedient to Him in all situations.
Learning Objectives	The children will learn: <ul style="list-style-type: none">■ How Abraham obeyed God's word, and that he was rewarded for doing so.■ Ways we can obey God's word in our lives.■ Trust and obedience to the will of God are spiritual sacrifices.■ God keeps His promises against all odds.
Bible Text	Genesis 17:1–10; 17:15–21; 21:1–3; 22:1–18

Abraham and Isaac



When Abram was ninety nine years old, God appeared to him and said, "I am God the Almighty. Be obedient to Me. I will make a covenant with you and give you many descendants. You will be a father of many nations. Your name will no longer be Abram, but Abraham, which means father of many nations. You will have so many descendants that entire nations will come out of them.

Even kings will come from you. This covenant will last forever, I will give them the land of Canaan and I will be their God."

God continued to tell Abraham, "Your wife Sarai shall now be called Sarah, which means mother of many nations. I will bless her and give you a son by her. She will have so many descendants that entire nations will come from them. Even kings will be among her descendants."

Abraham fell upon his face before God. As he did so, he laughed quietly to himself and thought, "I am nearly one hundred years old and Sarah is ninety. How can we possibly have a child?"

But God replied, "No, your wife Sarah will bear you a son. You will call him Isaac. Isaac will be born within a year."

A few years later, God spoke to Abraham and told him to go to Moriah where he would have to sacrifice his son, Isaac, on one of the mountains. Early the next day Abraham got up and loaded his donkey. He took two servants and his son with him. Abraham chopped some wood for the burnt offering, and then they went to the place God told him to go to. On the third day of the journey Abraham looked up and saw the mountains in the distance.

Abraham told his servants, "Stay here with the donkey. I will walk alone with my son from here to where we will worship. We will come back to you." Abraham took the wood and gave it to Isaac to carry. He himself took the fire and a knife. They set off together.

Isaac asked his father, "We have the fire and wood but where is the lamb for the offering?" Abraham replied, "My son, God will provide the lamb." "When they came to the place God had told Abraham, he built an altar and placed the wood on it. Then Abraham took Isaac, tied him up and placed him on top of the wood.

As Abraham picked up the knife, the angel of the Lord called out to him, "Abraham! Abraham!"

Abraham replied, "Here I am "

The angel said, "Do not harm the boy. Now I know that you fear God since you would have sacrificed your only son."

Then suddenly Abraham saw a ram. It was caught by its horn in a bush. Abraham took the ram and sacrificed it as a burnt offering. Abraham called that place "The Lord Will Provide."

God then spoke through His angel, "I swear that because you have done as I asked and were prepared to sacrifice your only son, I will bless you and your family. They will multiply like the stars in the heavens and like the sand on the sea shore.

Your descendants will defeat their enemies. Through your family all the peoples of the earth will be blessed, because you obeyed My voice."

Suggestions for the Teacher

Lead-In

Show the picture to the children. Discuss with them what they see. Ask what she/he may feel....

Let some of the children play the story in a role-play. Instruct them before.

Provide disguise / fancy dress and additional materials like a knife, a cord, a sheep (toy)..

Lesson Instructions

Begin telling the story...

Discuss with the children...

- What is the name God gives Abram? (Abraham = "Father of the multitude")
- What does God promise Abraham? (A son, numerous descendants)
- How does God test Abraham? (He wants him to offer his only son Isaac.)
- God Himself prevents Isaac's death.
- What is a sacrifice? (If we give up something important at great cost with no expectation of receiving something in return.)
- What is your most precious possession? What would you feel if you had to give it away?

Have the children repeat...

- Abraham obeyed God's word. He was rewarded for doing so.
- Trust and obedience to the will of God are spiritual sacrifices.
- God keeps His promises against all odds.

Real-Life Application (explain the following)


- God made a covenant (promise) with Abraham.
- He made a covenant with us, too. What did he promise us? (Salvation, eternal live,)
- To show thankfulness animals were sacrificed.
- It was also to show one's love for God.
- How shall our offerings be? (We offer unto God only the best.)
- What do we offer to God? (Our time, our money, our will, so he can bless us.)

Repeat the Message

God blesses those who are obedient to Him in all situations.

ELIEZER AND REBEKAH


Genesis 24



Contents

Message	God will guide those who trust Him and pray for His guidance.
Learning Objectives	The children will learn: <ul style="list-style-type: none">■ Eliezer prayed to God to help him find the right wife for Isaac.■ We can ask God for His help to make good decisions in our lives.
Bible Text	Genesis 24

Eliezer and Rebekah



Abraham was very old. The Lord blessed him in all things. Abraham called his eldest servant, Eliezer, into his tent and said to him, "Go and find a wife for my son Isaac. Do not look for her in our country. Go to the country where I am from and find a wife there."

Eliezer replied to Abraham, "If the woman will not follow me back to this land, should I take Isaac to her home to meet her?"

Abraham answered Eliezer, "Isaac should stay here. God will go with you. He will send His angels to go before you and prepare the way for you."

Eliezer took ten camels and travelled to the land of Mesopotamia. Just outside the city there was a well. Many women and maidens were coming to the well to draw water.

He looked up into the night sky and prayed, "Lord God, give me success today! The young woman whom I ask to give me a drink from her pitcher and who replies to me, 'Drink. And I will give your camels something to drink also,' will be the one you have chosen for Isaac."

Just when Eliezer ended his prayer, a young maiden came to the well. She drew water and filled her pitcher. Before she started on her way back, Eliezer approached her and asked, "Please give me a little water to drink from your pitcher."

The young woman answered, "Please, drink." She held out the pitcher to Eliezer. He drank until his thirst was satisfied. She then said, "I will give your camels something to drink as well." She drew lots and lots of water for the camels to drink.

Eliezer thanked God for His guidance. He gave the young woman two beautiful bracelets and a golden ring. He learned that her name was Rebekah. She was a granddaughter of Nahor, Abraham's brother.

Rebekah hurried home. She told her family of her experience and showed them the precious gifts.

Laban, who was Rebekah's brother, hurried down to the well and brought Eliezer home with him. Laban bowed before Eliezer and said, "Come inside, blessed one of the Lord. Stay one night with us. I will give you and your servants something to eat and will also attend to your camels."

Eliezer told Rebekah's family how he found Rebekah. Then Laban spoke, "This must come from the Lord! Here is Rebekah. Take her and return with her to your master!"

The next morning Eliezer wanted to go back to his home. Rebekah's mother and brother asked him to stay a few more days. Eliezer answered, "Do not keep me from going back, as the Lord has given his blessing to my journey. Let me return to my master." Finally, they asked Rebekah whether she wanted to leave so soon.

She answered, "I will go at once." Her family blessed Rebekah. Soon, Eliezer and Rebekah were on their way to meet Abraham and Isaac.

Isaac was in the field where he often prayed when he saw the camels approaching from afar. Rebekah saw the man. Eliezer said, "It is my master." Rebekah quickly slipped from the camel, took her veil and covered herself. Isaac then took her into the tent that belonged to his mother, Sarah. Rebekah became Isaac's wife.

Suggestions for the Teacher

Show the picture to the children. Discuss with them what they see. Ask what she/he may feel...
Let some of the children play the story in a role-play. Instruct them before.
Provide disguise / fancy dress and additional materials like water, vessel,

Lead-In

Lesson Instructions

Begin telling the story...

Discuss with the children...

- How does Eliezer fulfil his task? (He asks God for a sign. He finds the wife for Isaac.)
- How does Rebecca react? (She allows nothing to stop her.)
- What could have stopped her from leaving home?
(parents, brother, relatives, surroundings, animals, house, ...)

Have the children repeat...

- Eliezer prayed to God to help him find the right wife for Isaac.
- We can ask God for His help to make good decisions in our lives.


Real-Life Application (explain the following)

- God will guide us if we ask and believe as Eliezer did.
- We prepare ourselves here on earth to "move" to heaven one day.
- How can we do this?
(Like Eliezer, we do not want to allow anything to hinder us on our way to our goal.)
- What could hinder us? (Earthly priorities only, ...)

Repeat the Message
God will guide those who trust Him and
pray for His guidance.

ESAU AND JACOB


Genesis 25:20–34; 27:1–45



Contents

Message	God blesses those He wants to bless.
Learning Objectives	The children will learn: <ul style="list-style-type: none">■ Esau gives Jacob his birthright for a bowl of stew.■ Jacob receives the firstborn blessing, even though Esau is the oldest brother.
Bible Text	Genesis 25:20-34; 27:1-45

Esau and Jacob



Isaac was forty years old when he took Rebekah as his wife. She was unable to have children. Isaac pleaded with the Lord for his wife. One day, God answered Isaac's plea and Rebekah was given twins.

The babies struggled within Rebekah's belly. She said, "If all is well, why am I like this?"

The Lord said to her, "Two peoples shall come out of the two children that you will give birth to. One people shall be stronger than the other. The older shall also serve the younger."

Esau and Jacob were born. Esau, the elder, had red hair and his skin was rough and hairy. He was a skillful hunter and spent most of his time out in the fields hunting. Jacob had smooth skin. He preferred to remain close to home.

Isaac, their father, was especially fond of Esau and enjoyed eating the meat that Esau brought home. Jacob was Rebekah's favourite son.

One day Jacob was cooking stew when his brother, Esau, arrived home after hunting. He was tired. Esau said to Jacob, "Please give me some stew. I am tired and hungry."

Jacob said, "Sell me your birthright."

Esau replied, "I am dying of hunger. What use is my birthright to me?"

Jacob said, "Swear to me that you are giving me your birthright." So Esau agreed to give Jacob his birthright. Jacob gave Esau bread and a bowl of lentil stew. Esau ate, drank, then went away. Esau's birthright was not important to him.

When Isaac was old and his eyesight was beginning to fail him, he called for Esau, his eldest son. Isaac said to him, "I am ill and do not know when I will die. Take your bow and arrow and go kill a deer. Then cook for me my favourite meal, and bring it to me. After I have eaten I will give you a blessing."

Rebekah heard Isaac's words. As soon as Esau had gone out hunting to kill a deer, she took Jacob to one side. She told Jacob, "I heard your father tell Esau that he was to hunt an animal and cook it. Esau was told to bring it to your father so that he may eat and bless Esau before he dies."

She then told Jacob, "Go to the herd and bring me two young goats. I will prepare a meal just as Isaac likes. You will take it to your father so that he may eat, and you may receive the blessing."

Jacob said to his mother, "My brother's skin is rough while mine is smooth. If my father touches me and discovers that I am deceiving him then he will not bless me. Instead he will curse me!"

His mother replied, "Do as I tell you."

Jacob brought his mother the young animals and she cooked his father's favourite meal. Then she dressed Jacob in Esau's best clothes and tied the goat skins around his hands and neck. She gave him the meal with some bread.

Jacob took it to his father. Isaac asked him, "Who are you?" Jacob replied, "I am Esau, your firstborn son. I have done as you asked. Come, sit down and eat the meal I have prepared, and bless me." Isaac asked his son, "How did you find the deer so quickly?" He replied, "The Lord, your God, showed me where to find it."

Isaac asked Jacob, "Please come nearer to me so that I can feel you and make sure that you are Esau." So Jacob went near to Isaac and he touched Jacob's arms. Isaac said, "The voice is Jacob's voice, but the hands are the hands of Esau."

Isaac did not recognise Jacob, because his arms were hairy like Esau's. Isaac ate and drank. He kissed Jacob. He recognised the smell of Esau's clothes and gave Jacob the blessing.

Isaac said, "See, the smell of my son is like the smell of the field, which the Lord has blessed. May God give you of the dew of heaven, of the fat of the earth and plenty of grain and wine. Let people serve you. Be master over your brethren and let your mother's sons bow down before you.

Cursed be everyone who curses you. And blessed be those who bless you!"

Isaac finished giving Jacob the blessing. Just after Jacob left the room, Esau returned from hunting. He also cooked a tasty meal and took it to his father. "Who are you?" asked Isaac.

He replied, "I am Esau, your firstborn son."

Isaac was shocked and asked him, "Where is the hunter who has just brought me a meal and to whom I gave the blessing? This blessing cannot be undone."

When Esau heard this, he screamed and was very upset. He said to his father, "Bless me too, my father!"

Isaac answered, "Behold, your dwelling shall be of the fatness of the earth, and of the dew of heaven from above. By your sword, you shall live, and you shall serve your brother. It will come to pass, when you become restless then you shall break his yoke from your neck."

Esau hated Jacob because of the blessing that Isaac gave him. Rebekah was worried that Esau would kill Jacob so she told Jacob to go to her brother Laban in a far away land.

Jacob had to run away to escape from Esau's anger.

Suggestions for the Teacher

Lead-In

Show the picture to the children. Discuss with them what they see. Ask what she/he may feel...

Let some of the children play the story in a role-play. Instruct them before.

Provide disguise / fancy dress and additional materials like a spoon, a table, a plate, lentils,

Alternative:

Ask the children to stand up if they have a brother or sister. Then ask the children who have an older brother or sister to sit down. Explain to the children still standing that in Biblical times they would have special privileges as the firstborn.

We learn today what happened when the eldest gave up his firstborn birthright to his brother.

Lesson Instructions

Begin telling the story...

Discuss with the children...

- What is the motive of Esau's actions? (Esau only sees the momentary gain.)
- What are the first-born's rights and privileges? (He inherits twice as much as each of his brothers and usually takes the position as head of the family after the father's death.)
- Earthly gain cannot last forever. A blessing has an eternal value.
- Does Jacob receive the blessing rightfully? (Esau willingly gives his firstborn birthright to him.)

Have the children repeat...

- Esau gives Jacob his birthright for a bowl of stew.
- Jacob receives the firstborn blessing even though Esau is the oldest brother.

Real-Life Application (explain the following)

- To someone who is thirsty water may have the greatest value.
- However, some items have a more lasting effect. (E.g. the Bible is more than a normal book.)
- We should not exchange our godly childhood (birthright) for anything of earthly value.
- What can this be? (Transient pleasure, time offers on Sunday school time, ...)

<p style="text-align: center;">Repeat the Message God blesses those He wants to bless.</p>
--

JACOB ESCAPES

Genesis 27:41–46, Genesis 28:–5, 10–22



Contents

Message	God is always close even when we may not feel His presence.
Learning Objectives	The children will learn: <ul style="list-style-type: none">■ God is always with us, even if we are far away from home.■ We should be thankful for everything we receive from God.
Bible Text	Genesis 27:41-46; Genesis 28:1-5,10-22

Jacob Escapes



Esau was very angry that Jacob received the firstborn blessing. He said in his heart, "I am going to kill Jacob after my father's death."

Rebekah warned Jacob, "Your brother is going to kill you. Go away to where my brother Laban lives, and stay with him until Esau's anger goes away."

Rebekah discussed Jacob's future with Isaac. She was very worried. Isaac called Jacob to his tent and said, "Jacob, it is my wish that you go to the homeland of your mother. Once you are there with Laban, your mother's brother, you must look for a wife. May God protect you and bless all your children."

Jacob replied, "Very well, Father, I shall leave at once." Before his brother could harm him, Jacob left his homeland.

When the sun set, Jacob decided to stop and rest. He took one of the stones, put it at his head, and then he laid down to sleep. In his sleep, he had a dream. He saw a ladder standing on the ground. The top of the ladder reached into heaven. Angels were climbing up and down the ladder and God Himself was standing at the top.

God said to him, "I am the Lord God of Abraham and Isaac; I will give to you and your children the land on which you lie. You will have many children and they will be spread in all directions. Through you, all the families of the earth shall be blessed. I will protect you wherever you go and bring you back to this land. I will not leave you until I have done all that I said."

Jacob woke up the following morning. He was afraid and said, "How awesome is this place! This is none other than the house of God, and this is the gate of heaven." He was very grateful and he dedicated the stone that he slept on the night before to be a memorial stone by pouring some oil over it.

Jacob called this place Bethel, which means House of God. He then made a vow to God.

"If you, Lord, are with me and keep me wherever I go, if you give me enough to eat and clothing to wear, so that I can come back to my father's house in peace, then You shall be my Lord and God.

This stone which I have set as a memorial shall be God's house and of all you will give me I will surely give you the tenth of it."

Suggestions for the Teacher

Lead-In

Show the picture to the children. Discuss with them what they see. Ask what she/he may feel....

Let some of the children play the story in a role-play. Instruct them before.

Provide disguise / white fancy dress for angels, a ladder.

Lesson Instructions

Begin telling the story...

Discuss with the children...

- How does Esau feel about Jacob? (He hates him and intends to kill him.)
- How does Jacob react? (He leaves his homeland, flees from his brother.)
- What is Jacob's dream about? (God makes a promise of blessing unto him.)
- What does this mean? (He will never leave him alone.)
- How does Jacob call this place? (Bethel - which means House of God.)

Have the children repeat...

- God is always with us even if we are far away from home.
- We should be thankful for everything we receive from God.

Real-Life Application (explain the following)

- Sometimes when we are alone we become afraid.
- Who is always close to us? (Our Heavenly Father)
- How can we perceive this? (When we pray to Him.)
- Jacob strove for God's blessing.
- If we strive for God's blessing first, He will bless us too.

Repeat the Message

God is always close even when we may not feel His presence.

JACOB AND RACHEL

Genesis 29:1–30; 30:27–34



Contents

Message	We must have patience and work hard in order to receive what we want.
Learning Objectives	The children will learn: <ul style="list-style-type: none">■ Jacob had to have patience as he worked towards a goal.■ We should be patient when working towards a goal.■ We should work for the Lord because we love Him.
Bible Text	Genesis 29:1-30; 30:27-34

Jacob and Rachel



Jacob travelled to the land where his uncle Laban lived. When he arrived at the water hole in the village, he met Rachel, the younger daughter of his uncle. She looked after her father's sheep. Jacob rolled the stone from the well so her flock could drink.

Jacob kissed Rachel. He told her that he was the son of her father's sister Rebekah. Rachel ran to tell her father. When Laban heard the report of Jacob's arrival, he ran to embrace and greet him. Jacob told Laban all that happened.

After Jacob had been there a month, Laban approached him to talk about his wages. Laban asked Jacob, "Since you are a relative, what should your wages be for serving me?" Jacob had grown to love Rachel.

Jacob replied, "If I work for you for seven years, may I marry Rachel?" Laban agreed to this.

Seven years later, there was a great wedding feast. The next morning Jacob realised that his uncle had given him the older daughter, Leah, as his wife instead of Rachel. Jacob asked Laban, "Why have you done this? I worked for you so that I could marry Rachel, not Leah."

Laban replied, "In our country, the younger daughter cannot marry before the firstborn. I will allow you to marry Rachel if you work for another seven years." Jacob married Rachel a week later and worked for Laban for another seven years.

Jacob had lived with Laban for fourteen years when he decided he wanted to go home. So he went to Laban and said, "Laban, I want to go home. Please allow me to go to Canaan with my family."

Laban replied, "Please stay, if you love me. I know the Lord has blessed me because of you. Please tell me how much I should pay you and I will give it to you." Jacob said to Laban, "Since I have worked for you, I have taken care of all your livestock. What you had before I came was very small and now the number is great. The Lord has blessed you since I came. When will I be able to provide for my own family?"

Laban asked Jacob, "What can I give you?" Jacob answered, "You do not have to give me anything. I will take care of your flocks. Instead of paying me, you let me keep all the speckled and spotted sheep and all the brown lambs, as well as all the spotted and speckled goats from the flock. I will stay and take care of your sheep and goats, if you agree to this." Laban agreed to what Jacob asked.

Suggestions for the Teacher

Lead-In

Show the picture to the children. Discuss with them what they see. Ask what she/he may feel....

Let four children play the story in a role-play. Instruct them before.

Provide disguise / fancy dress and additional materials.

Lesson Instructions

Begin telling the story...

Discuss with the children.

- How does Jacob feel when he does not get Rachel as his wife? (He is sad, disappointed.)
- What does Jacob do then? (He is patient; he continues to work hard.)
- Why does he react in such a way? (He loves Rachel. She is not the reward of his work.)

Have the children repeat...

- Jacob had to have patience as he worked towards a goal.
- We should be patient when working towards a goal.
- We should work for the Lord because we love Him.

Real-Life Application (explain the following)

- When we do something for God's work we do not do it in expectation of a reward.
- Why do we sacrifice in God's work? (We do it because we love God.)

Repeat the Message

We must have patience and work hard in order to receive
what we want.

JACOB AND ESAU MEET

Genesis 31:1–7; 31:20–55; 32; 33



Contents

Message	God wants us to be forgiving just as He forgives us.
Learning Objectives	The children will learn: <ul style="list-style-type: none">■ Jacob and Esau reconciled.■ God wants us to reconcile with each other.
Bible Text	Genesis 31:1-7; 31:20-55; 32; 33

Jacob and Esau Meet



Jacob heard Laban's sons talking one day. They were very unhappy that Jacob took their father's herds and was becoming very wealthy. Jacob felt that things between him and Laban were not good.

God told Jacob, "Return to the land of your fathers and to your family and I will be with you." Jacob called Rachel and Leah and told them what he had heard. Rachel and Leah agreed to this and they decided to leave Laban without saying goodbye because they feared him.

Three days later Laban found out that they had fled. He was very angry and chased after them with some of his men. Before he reached Jacob, God appeared to Laban in a dream one night. God said to him. "Be careful. Speak kindly to Jacob and do not threaten him in any way!"

Shortly afterwards, Laban met with Jacob. They had a long discussion about everything that happened and in the end they were reconciled.

To remember this they built a memorial. The next morning Laban said goodbye to his daughters and blessed them.

Jacob and his family continued on their journey. The angels of God met him. When Jacob saw them, he said, "This is God's camp." He sent messengers ahead to Esau and said, "Tell Esau I am coming and that I have lived with Laban until now. I have oxen, donkeys, flocks, and servants. Tell him that I hope he no longer hates me."

The messengers returned to tell Jacob that Esau was coming to meet him with four hundred men.

Jacob was afraid He divided his family and all that he owned in two so that if one was attacked the other could escape. Jacob prayed to God for help, "God of Abraham and Isaac please help me Protect my family and all my possessions Protect me from my brother Esau You told me to return to my homeland in peace." He then sent the messengers back to his brother with a number of his animals as a gift. Jacob sent his family across the river Jabbok. When he was alone, a Man wrestled with him all through the night until morning.

The Man finally said, "Let Me go!" Jacob answered, "I will not let You go unless You bless me!" The Man then asked Jacob what his name was. He replied, "Jacob." Jacob wanted to know the Man's name but He would not say. The Man answered, "From now on your name shall be Israel. You have wrestled with God, and you have succeeded." Soon Jacob saw Esau and his army approaching. Esau rushed up to Jacob and the two brothers embraced each other crying.

Jacob introduced his family to Esau. When Jacob arrived in Shechem, he bought land and settled with his family. To show his appreciation he built an altar to God.

The Man answered, "From now on your name shall be Israel. You have wrestled with God, and you have succeeded." Soon Jacob saw Esau and his army approaching. Esau rushed up to Jacob and the two brothers embraced each other crying.

Jacob introduced his family to Esau. When Jacob arrived in Shechem, he bought land and settled with his family. To show his appreciation he built an altar to God.

Suggestions for the Teacher

Lead-In

Show the picture to the children. Discuss with them what they see. Ask what she/he may feel....

Let some of the children play Jacob's fight with God in a role-play. Instruct them before.

Provide disguise / fancy dress and additional materials. Use the exact key wordings of the Bible.

Lesson Instructions

Begin telling the story...

Discuss with the children...

- What does Jacob do when he is about to meet his brother? (He sends out men to ask his brother for mercy. He sends him a number of animals as a present. He prays to God.)
- Who is the man Jacob wrestles with? (God)
- What does Jacob say him? ("I will not let You go unless You bless me!")
- How do Jacob and Esau feel after not having seen each other for such a long time? (Thankful,)

Have the children repeat...

- Jacob and Esau reconciled.
- God wants us to reconcile with each other.


Real-Life Application (explain the following)

- Have you once had a disagreement with someone in the past? How did you resolve it?
- Jacob asked God for help.
- At the same time he prepared to do something himself.
- We, too, should work and pray.

Repeat the Message
God wants us to be forgiving just as He forgives us.

JOSEPH AND HIS BROTHERS


Genesis 37:3-14, 19-34



Contents

Message	We should trust that God is with us always no matter what happens.
Learning Objectives	The children will learn: <ul style="list-style-type: none">■ Joseph's brothers sold him.■ God may permit things to happen to us that we do not understand.
Bible Text	Genesis 37:3-14,19-34

Joseph and His Brothers



Jacob had twelve sons. He loved Joseph more than all his other sons. Jacob gave Joseph a coat of many colours. When Joseph's older brothers saw that their father loved Joseph more, they did not like him.

Joseph had a dream. When he told his brothers about the dream, they hated him even more. He described the dream to them. "We were binding sheaves of grain in the fields. Suddenly my sheaf stood straight, while your sheaves all bowed down to my sheaf."

After Joseph told his brothers about his dream, they asked him, "Do you want to become our king and rule over us?"

Joseph soon had another dream and once again, he described his dream to his father and his brothers. Joseph said, "I dreamed that the sun, moon and eleven stars came and bowed down to me."

His father asked him, "Do you think your mother and I and your brothers should bow down before you?" Joseph's brothers hated him, but his father did not forget what Joseph told them.

Joseph's brothers went to look after their father's animals in Shechem. Jacob said to Joseph, "I am worried. Your brothers are far away in Shechem looking after the sheep. I have not heard from them. Please go there and see how they and the animals are. When you have found them come back at once to tell me." Joseph left right away. Joseph looked for his brothers everywhere. It was not that easy to find them. When his brothers saw him coming, they said, "Look, there is the dreamer! We should kill him, and throw him down a pit and then say that a wild animal has eaten him. Then we will see what his dreams are worth!"

When Reuben heard this, he said, "We should not kill him, but we should throw him in the pit." Reuben wanted to help Joseph. The brothers threw Joseph into the pit. But before Reuben could get Joseph out of the pit, the other brothers saw some men on their way to Egypt to sell their goods. Judah said to the other brothers, "We should sell Joseph to these men. That way we do not have to kill him, but we will still get rid of him." Joseph was taken out of the pit. The traders gave the brothers twenty pieces of silver, tied Joseph up, and took him away.

The brothers killed a young goat and soaked Joseph's coat in its blood. They gave the coat to their father and told him, "We have found this coat. Please look at it carefully. Is it not Joseph's coat?" Jacob said, "It is Joseph's coat! A wild animal has killed him!" He was very sad for many days.

Joseph and His Brothers

Suggestions for the Teacher

Lead-In

Show the picture to the children. Discuss with them what they see. Ask what she/he may feel...
Let the children play the story in a role-play. Instruct them before.

Lesson Instructions

Begin telling the story...

Discuss with the children...

- Why are the brothers so jealous of Joseph? (Jacob prefers Joseph and gives him a colourful coat.)
- What is the result of their jealousy? (They hate him, want to kill him, and sell him to traders.)
- How does Joseph feel after they sold him as a slave? (Lonely, disappointed...)
- How does Jacob react when his sons tell him that a wild animal killed Joseph?

Have the children repeat...

- Joseph's brothers sold him.
- God may permit things to happen to us that we do not understand.

Real-Life Application (explain the following)

- Have you ever felt jealous of a sibling or a friend?
How did you overcome the jealousy?
- God does not always spare His people from hardship.
- We also have to go through situations we do not understand.
- What helps us in those situations? (God is close to us in all situations.)

Repeat the Message

We should trust that God is with us always no matter what happens.

JOSEPH AND POTIPHAR'S WIFE

Genesis 39:1–20



Contents

Message	We should be steadfast and firm in doing what is right in God's eyes.
Learning Objectives	The children will learn: <ul style="list-style-type: none">■ Joseph stood up for what he knew was right.■ We should stand up for what we believe is right.
Bible Text	Genesis 39:1-20

Joseph and Potiphar's Wife



The travellers who bought Joseph from his brothers arrived in Egypt. They sold Joseph to Potiphar, a captain of the royal guard.

Although Joseph was a slave, the Lord was with him and he became very successful.

Potiphar recognised that God was with Joseph. He put Joseph in charge of his household so that he too would be blessed. God blessed Potiphar because of Joseph.

Potiphar's wife liked Joseph very much. She wanted Joseph for herself, although she was married to Potiphar.

Joseph told the woman that he could not be with her because that would not please God. She tried repeatedly to persuade him to love her, hoping that Joseph would change his mind. However, he did not.

One day Joseph and the woman were alone. Once more, she told Joseph that she loved him. Joseph answered her again that he could not love her because she was married. She became angry and grasped Joseph, as he ran away.

She held Joseph's clothing in her hands and shouted, "Help, help!" When the servants came running she said, "Joseph tried to embrace me. When I called out for help, he ran out. Look here! I still have his clothes as proof of what I say."

When Potiphar returned home, his wife told him what had happened with Joseph. Potiphar became very angry. He did not notice that his wife was telling a lie.

Potiphar put Joseph into prison.

Joseph and Potiphar's Wife

Suggestions for the Teacher

Lead-In

Show the picture to the children. Discuss with them what they see. Ask what she/he may feel....

Let some of the children play the story in a role-play. Instruct them before.

Provide disguise / fancy dress and a bench as the bed, a piece of cloth.

Lesson Instructions

Begin telling the story...

Discuss with the children...

- What does Joseph experience since he was sold? (In Egypt, he is a slave).
- What is his duty there? (He serves in the house of Potiphar.)
- Is he only a normal slave? (He becomes overseer over all of Potiphar's servants.)
- What does he do when Potiphar's wife falls in love with him? (Joseph does not fall into sin.)
- What does Potiphar do with him? (He throws him into prison although he wasn't guilty.)
- How does God help him? (With God's help, he interprets the dreams of other prisoners.)

Have the children repeat...

- Joseph stood up for what he knew was right.
- We should stand up for what we believe is right.

Real-Life Application (explain the following)

- Have you ever been asked to do something you should not do? How did you react?
- God was with Joseph in good and in bad days.
- We also experience good and bad days.
- What do we need to do? (God will be with us, too, if we trust in Him.)

Repeat the Message

We should be steadfast and firm in doing what is right in
God's eyes.

JOSEPH THE ADVISOR

Genesis 39:21–23; 40; 41:1–44



Contents

Message	God promises to be with us always, even when we go through difficult times.
Learning Objectives	The children will learn: <ul style="list-style-type: none">■ How God helped Joseph interpret the dreams of the butler, the baker and the Pharaoh.■ To recognise how God helps us.
Bible Text	Genesis 39:21-23; 40; 41:1-44

Joseph the Advisor



Potiphar took Joseph to a prison where the king's prisoners were kept. The Lord showed His mercy to Joseph. The chief jail keeper trusted Joseph and gave him the task of taking care of the prisoners. The jail keeper did not question Joseph because he knew that God was with him and that whatever he did would prosper.

The Pharaoh's butler and baker were sent to prison because they offended the Pharaoh. Joseph was placed in charge of taking care of them in prison.

One day the butler described a dream he had to Joseph. In his dream he saw a beautiful vine on which grew three branches. The vine became green, grew and blossomed and its grapes ripened.

He held the king's cup in his hand he presses grapes in the cup and handed the cup to the king.

Joseph told the butler that in three days he would be free and that he would be the Pharaoh's butler again. The butler promised to remember Joseph when he was released.

The baker also described a dream he had to Joseph. In the dream he carried three white baskets on his head, one on top of the other. In the top basket there were delicious cakes and pastries for the king, but birds came and ate them all. Joseph told the baker that he would die by order of the king.

Three days later was the Pharaoh's birthday. Everything happened exactly as Joseph said. The butler was restored to his position, but the baker was hung on a tree.

Afterwards, the Pharaoh had a dream. He was standing on the banks of the Nile River and he saw seven beautiful, fat cows coming out of the water. They started eating the green grass growing there.

Suddenly, seven ugly, thin cows also came out of the river. These ugly thin cows ate the beautiful fat cows. After eating the fat cows, they stayed as ugly and thin as before. Pharaoh awoke from his dream.

Soon afterwards he fell fast asleep again and had a second dream that same night. This time he saw seven ears of corn grow out of one stalk. These ears were full and ripe. Then seven ears sprung up which were very thin. The thin ears of corn also swallowed up the seven full, thick ears, yet remained thin and weak.

The next morning Pharaoh was very troubled by his dreams. The chief butler remembered Joseph. He told Pharaoh that Joseph knew what his dream meant and that all Joseph described came true. Pharaoh asked that Joseph be brought to him.

Pharaoh told Joseph his two dreams. With God's help Joseph explained them to Pharaoh.
"Both your dreams mean the same thing. God wants you to know that the next seven years will bring to your country a rich harvest. Then seven years of drought and famine will follow. The drought will be so bad that no one will remember the great harvest."

Pharaoh asked Joseph what he should do now. Joseph told him that he should appoint a wise man to rule over his country and make sure enough food is stored in the years of plenty so that there is enough food during the drought.

Pharaoh appointed Joseph to rule over the land of Egypt. Pharaoh took off his precious ring and placed it on Joseph's finger. He also placed a gold chain around Joseph's neck. From that day on Joseph was the second most important man in Egypt.

Suggestions for the Teacher

Lead-In

Show the picture to the children. Discuss with them what they see. Ask what she/he may feel....
Let some of the children play the story in a role-play. Instruct them before. Provide disguise / fancy dress and additional materials e.g. a crown.

Lesson Instructions

Begin telling the story...

Discuss with the children...

- How does Joseph experience God's help? (He can interpret Pharaoh's dreams. He is freed from prison. He becomes the second most important man in Egypt.)
- In what way is the entire country blessed through Joseph? (In seven good years, Joseph saves food in storehouses all over the country.)

Have the children repeat...

- God helped Joseph interpret the dreams of the butler and the Pharaoh.
- We recognise how God helps us.

Real-Life Application (explain the following)

- Ask the children to think about how God has helped them in their life.
- Share some personal experiences from your own childhood.
- Joseph did not lose trust in God's help.
- God blessed and protected him.
- God blesses and protects us, too.

Repeat the Message
God promises to be with us always, even when we go through difficult times.

JOSEPH REVEALS HIMSELF

Genesis 42–45



Contents

Message	God protected Joseph so he could be a blessing to his family.
Learning Objectives	The children will learn: <ul style="list-style-type: none">■ What happened between Joseph and his brothers when they came to buy grain.■ Joseph forgave his brothers because he knew God permitted everything in his life to happen.■ God has a plan for us.
Bible Text	Genesis 42-45

Joseph Reveals Himself



Just as Pharaoh commanded, Joseph became governor and looked after the harvests. At the end of the seven years of plenty, Egypt's storehouses were overflowing with grain. Then came the seven years of drought and famine throughout all the land. Joseph stored enough food to share with the people from neighbouring countries.

In Canaan, the people were very hungry. Jacob sent his sons to Egypt to buy grain. When they arrived in Egypt, they met with Joseph. The brothers did not recognise him. They bowed down before him and asked if they could buy some grain. Joseph accused them of being spies. Joseph put his brothers in prison for three days. Then he released all of them except Simeon.

Joseph ordered them to bring Benjamin with them on their next trip to Egypt. Before his brothers left, Joseph told his servants to fill his brothers' sacks with grain and put their money back in their sacks. He also instructed the servants to give each brother enough food for his journey home.

The brothers found the money in their sacks on their way home. When they arrived home, they told Jacob how they were accused of being spies. They then explained that they were told they must return with Benjamin to prove that they were not spies and so that Simeon would be released.

Soon the grain in Jacob's house was used up. He told his sons to go back to Egypt. Although Jacob did not want Benjamin to go with his brothers, he allowed him to do so. He sent gifts with his sons to be given to the governor.

When they arrived in Egypt, the brothers asked to see Joseph. Joseph told his housekeeper to show them into his house and to bring Simeon to the house too. Joseph asked about their father. They told him their father was well and they gave Joseph the gifts. When the meal was served, the brothers were seated from the eldest to the youngest. After the meal, Joseph told his housekeeper to fill their sacks with grain and to put their money back in the bag again. Joseph also told him to hide a silver cup in Benjamin's sack.

The brothers started their journey back home. They had not travelled far when Egyptian horsemen came chasing after them and surrounded them. The housekeeper yelled, "Stop! You are thieves. You have stolen my master's silver cup." The soldiers found the cup in Benjamin's sack. Benjamin insisted he did not steal the cup.

The soldiers arrested Benjamin and took him back to the city. The brothers returned with him. Joseph asked, "Why did you do this? Only the one whose sack the cup was found in must stay behind. The others may return home."

Judah told Joseph that he promised their father that he would look after Benjamin. Judah pleaded to let Benjamin return home and let him stay.

Joseph ordered all his servants to leave the room then told his brothers who he was and that he forgave them for what they did to him. Joseph reassured them that God guided everything that had happened in his life so that we would become a ruler in Egypt and save his family from hunger. When Pharaoh heard that Joseph's brothers were in Egypt, he invited them to bring Jacob and their families to live in Egypt. They lived peacefully with Joseph in Egypt for many years.

Suggestions for the Teacher

Lead-In

Show the picture to the children. Discuss with them what they see. Ask what she/he may feel.... Let some of the children play the story when the cup was discovered. Instruct them before. Provide disguise / fancy dress and additional materials like sacks with rice, a cup.

Lesson Instructions

Begin telling the story...

Discuss with the children...

- Identify moments, when Joseph is not treated very nicely.
(Brothers sell him into slavery. Potiphar's wife wrongly accuses him. He is put in prison).
- How does God protect Joseph in each situation?
(Potiphar promotes him. He is given the task to take care of the other prisoner.)
- Do Joseph's brothers recognize him when they come to Egypt and bow down? (No)
- What does Joseph put in the sacks of his brothers? (Grain, in Benjamin's sack a silver cup)
- What do you think the brothers' feelings are when they recognize Joseph?
(They are shocked. They feel guilty. They are ashamed.)
- What does Joseph say to his brothers?
(“Do not be afraid. I am no longer angry with you. God has guided everything.”)

Have the children repeat...

- Joseph forgave his brothers because he knew God permitted everything in his life to happen.
- God has a plan for us.

Real-Life Application (explain the following)

- What started as an evil deed turned out to be good.
- Joseph had the task to forgive and to be reconciled with his brothers.
- Has anyone (sibling or friend) ever done something to you that was mean?
- We want to show the same attitude that Joseph had.
- How can we do this?
(We want to forgive and to be reconciled with those who did something against us.)

Repeat the Message
God protected Joseph so he could be a blessing to his family.

MOSES IS SAVED

Exodus 1 and 2:1–10; Acts 7:20–23



Contents

Message	God protects His own in very special ways.
Learning Objectives	The children will learn: <ul style="list-style-type: none">■ Miriam watched over Moses.■ Moses was taken care of by the Pharaoh's daughter.■ God protects His children.
Bible Text	Exodus 1; 2:1-10

Moses is Saved



A new Pharaoh came to power in Egypt. There were many Israelites in Egypt at the time, and the new Pharaoh was afraid that there would soon be more Israelites than Egyptians in the country. He was worried that the Israelites might join with the enemy and fight against Egypt if there was a war. He was not aware that an Israelite called Joseph had saved the country from famine many years before.

To make life difficult for the Israelites, Pharaoh forced them to work hard building new towns. Taskmasters were appointed to make sure the Israelites worked all the time.

The Israelites made bricks and also worked on the land. The Israelites increased in great numbers.

Pharaoh commanded the Israelite people, "Every son who is born you shall cast into the river and every daughter you shall let live."

During this time, an Israelite woman gave birth to a boy. For three months, she hid him away. When she could hide him no longer, she took a basket and made it watertight with resin and pitch. She made a bed for the baby and placed him in the basket. She then put the basket in the bulrushes on the bank of the Nile River. She hoped that if the right person found him, his life might be saved.

Miriam, the little boy's sister, hid nearby. She wanted to see what happened to her baby brother. When Pharaoh's daughter came down to the river to bathe, she spotted the basket in the bulrushes. She asked her servant to bring it. When she opened the basket, she discovered a crying baby. She felt sorry for the child and noticed he was Hebrew.

Miriam, who had been watching closely, asked Pharaoh's daughter, "Shall I go and get one of the Hebrew women to be a nurse for the baby?" The Pharaoh's daughter replied, "Yes, go and do that."

The girl went to find her mother. Pharaoh's daughter asked Miriam's mother to take the baby and feed him. The Pharaoh's daughter adopted the boy as her son and called him Moses.

Suggestions for the Teacher

Lead-In

Show the picture to the children. Discuss with them what they see. Ask what she/he may feel....

Let some of the children play the story in a role-play. Instruct them before.

Provide disguise / fancy dress and additional materials like a basket, a baby doll.

Lesson Instructions

Begin telling the story...

Discuss with the children...

- Jacob's descendants live in Egypt.
- Why does Pharaoh oppress the Israelites? (They became a mighty nation: The people of Israel.)
- What is Pharaoh afraid of? (That the Israelites might become too powerful.)
- What does he order? (That all the Israelite baby boys have to be killed.)
- How does Moses' mother try to save him? (She hides him in a basket on the Nile River.)
- Who discovers the boy? (Pharaoh's daughter)
- What does she do? (She allows the boy's mother to raise him. He is brought up as a prince.)

Have the children repeat...

- Miriam watched over Moses.
- Moses was taken care of by the Pharaoh's daughter.
- God protects His children.

Real-Life Application (explain the following)

- God protected and guided Moses.
- God does the same for us today.
- Give an example where you were in danger and God helped you.

Repeat the Message
God protects His own in very special ways.

THE BURNING BUSH


Exodus 2:11– 25; 3; 4:1–18



Contents

Message	God reveals Himself to us today.
Learning Objectives	The children will learn: <ul style="list-style-type: none">■ God revealed Himself to Moses.■ God called Moses to save the Israelites.
Bible Text	Exodus 2:11- 25; 3; 4:1-18

The Burning Bush



One day Moses travelled to the land of Midian and met seven daughters of the priest of Midian at a well. He helped them give water to their flock. When they returned home, they told their father what had happened. He told them to go and invite him for something to eat. Moses lived with the family and later married one of the daughters.

In the meantime, the Pharaoh had died. The Israelites complained about the way they were being treated. God remembered His covenant with Abraham, Isaac, and Jacob.

One day Moses was looking after his father-in-law's sheep. He led the flock to Mount Horeb. There the Angel of the Lord appeared to him in a flame of fire in the middle of a bush. Moses noticed that although the bush was on fire it was not being consumed.

As he came nearer, God called from within the bush, "Moses, Moses!" Moses replied, "Here I am."

God said, "Do not come any closer. Take off your sandals. For the place where you stand is holy ground! I am the God of your father, the God of Abraham, the God of Isaac, and the God of Jacob."

Moses hid his face. He was afraid to look at God. God said, "I have seen how unhappy my people are in Egypt. I know how much they are suffering. I want to bring them out of Egypt and take them to a good and large land, to a land flowing with milk and honey. Go now. I want you to go to Pharaoh so that you can lead my people, the Israelites, out of Egypt."

Moses asked, "Who am I to go to Pharaoh and lead the Israelites out of Egypt?"

God promised him that He would be with him and gave him a sign, "When you have brought my people out of Egypt you will all serve God on this mountain." Moses asked another question, "If the Israelites ask for Your name, what shall I say to them?"

God replied, "I am who I am. Tell the Israelites, I AM has sent me to you. I know, though, that Pharaoh will not let you go. That is why I will strike Egypt with plagues. Then Pharaoh will let you go." Moses was unsure. He said, "The Israelites will not believe me."

Then God told Moses to throw the rod he was carrying on the ground. The rod transformed into a snake. God told Moses to stretch out his hand and grasp the snake by the tail. As he caught the snake it turned back into a rod.

God said, "They will believe that the Lord has appeared to you."

Moses had one last thought. "I am not very good at talking. I am slow and hesitant." God replied, "I will be your mouth and tell you what you have to say."

Moses almost asked another question when God said, "Your brother Aaron can talk well. He can speak for you to your people. Take this rod so that you can show them the signs." Moses went on his way.

Suggestions for the Teacher

Lead-In

Show the picture to the children. Discuss with them what they see. Ask what she/he may feel....
Let some of the children play the story in a role-play. Instruct them before.
Provide disguise / fancy dress and additional materials like a picture of the burning bush.

Lesson Instructions

Begin telling the story...

Discuss with the children...

- What does Moses experience on Mount Horeb?
(He is looking after the sheep when he sees a burning bush that does not burn out.)
- How would you react if you saw a bush that is burning but really it is not?
- What does Moses hear? (He hears God, telling him to lead His people out of Egypt.)
- Why does God show Moses the sign with the rod?
(God gains Moses' trust through miraculous signs.)
- What does God tell him about his brother Aaron? (He can be his mouthpiece.)

Have the children repeat...

- God revealed Himself to Moses.
- God called Moses to save the Israelites.

Real-Life Application (explain the following)

- God said to Moses, "I will certainly be with you."
- God also makes this promise unto us today.
- When does God reveal Himself to us today?
(Through Holy Communion when we receive the blood and the body of Jesus Christ.)
- How does God reveal Himself to us? (When we are in His house.)

Repeat the Message
God reveals Himself to us today.

THE TEN PLAGUES

Exodus 5–12



Contents

Message	God has a plan of salvation and fulfils it.
Learning Objectives	The children will learn: <ul style="list-style-type: none">■ God wanted the Israelites to be free from the slavery of the Egyptians.■ Moses did what God asked of him and finally the Pharaoh agreed to let the Israelites leave Egypt.
Bible Text	Exodus 5-12

The Ten Plagues



Moses and Aaron went to Pharaoh and said, "The Lord God of Israel says, 'Let My people go'."

The Pharaoh replied, "Who is the Lord that I should obey His voice to let Israel go? I do not know the Lord, nor will I let Israel go." After Moses and Aaron left, the Pharaoh demanded even more from the people of Israel. He expected the Israelites to make the same number of bricks per day, but they now also had to collect the straw needed to make the bricks themselves.

The workers were very tired. It was impossible to do as the king wished. When they failed, the Israelites were beaten and punished. Angrily, they blamed Moses for their hardship. Moses was very sad. His heart went out to his people.

Moses turned to God in prayer, who answered him. "I am your God. I will rescue My people from the Egyptians cruelty. Go now to Pharaoh again and speak to him."

Moses and Aaron stood before Pharaoh once again. Moses explained that it is God's will that the Israelites be released. Aaron threw the staff at the king's feet and the staff turned into a snake. Pharaoh immediately called his own magicians. They also changed their staffs into snakes. Even when Aaron's snake swallowed the snakes of the magicians, Pharaoh's heart was not moved.

Moses and Aaron met the Pharaoh for a third time at the Nile River. Moses said, "King of Egypt, my God has once again sent me to speak to you. Allow my people to leave this land." Pharaoh was very angry and wanted to send Moses and Aaron away. Moses continued speaking, "God is mightier than you." Aaron hit the water with his staff and it turned red. All the water in Egypt turned red. However, Pharaoh still did not obey the word of Moses. God sent nine more plagues. After the water turned red, the fish died, and the people dug desperately for fresh water to drink.

Next, thousands of frogs appeared everywhere. Afterwards lice covered both man and animal and then huge swarms of flies covered the land. The livestock became sick across the entire land. Many of the Egyptians' cattle died. But not one of the cattle that belonged to the Israelites was affected. Suddenly the people of Egypt were affected with blisters and sores appeared all over their bodies, followed by a furious hailstorm that damaged their fields. Soon afterwards, the trees and plants that survived were eaten by big swarms of locusts. Then, total darkness followed that lasted for three days.

Finally, Pharaoh said to Moses, "Go. But the animals stay here." Moses replied, "But what shall we live on then? What shall we use to offer as sacrifices to God? We will take our animals with us!"

Angrily Pharaoh shouted, "The Israelites may not leave Egypt. Get out of my palace and do not let me see you again otherwise I will have you killed!"

God revealed to Moses and Aaron what they must do. Every Hebrew family was asked to slaughter a lamb and smear some of the blood on the door. Everyone was instructed to be ready for a journey, with belts on, sandals on their feet, and staffs in their hands. Then the Israelites were to celebrate with roasted lamb, unleavened bread, and herbs.

That night all firstborn children in Egypt died. The night was called Passover because the Israelites who followed God's instructions to smear blood on their doorposts were spared—the plague of death passed over their homes.

Finally, after the last plague, the Pharaoh told Moses that the Israelites and their flocks could leave Egypt.

Suggestions for the Teacher

Lead-In

Show the picture to the children. Discuss with them what they see. Ask what she/he may feel....
Let some of the children play the change of water to blood in a role-play. Instruct them before. Provide disguise / fancy dress and a bowl of water, red juice, drinking glass.
Sing with the children an appropriate song. (E.g. "When Israel was in Egypt's land...")

Lesson Instructions

Begin telling the story...

Discuss with the children...

- What happens when Moses and Aaron go to Pharaoh to ask for the Israelites to leave? (Pharaoh becomes very angry, refuses to let them go, makes them work even harder.)
- What does God send as an answer to this? (Nine terrible plagues over Egypt)
- Are the Israelites also afflicted from the plagues? (No. They are spared from them.)
- How do you think the Pharaoh feels when Aaron's rod turns into a snake?
- What is the last plague? (That night all firstborn children in Egypt die.)
- How do you think the Israelites feel during the last plague? (Thankful to God, strengthened)

Have the children repeat...

- God wanted the Israelites to be free from the slavery of the Egyptians.
- Moses did what God asked him to do.
- Finally, the Pharaoh agreed to let the Israelites leave Egypt.

Real-Life Application (explain the following)

- God protected the Israelites from the plagues.
- When we trust and obey God we will be helped through difficulties.
- God had a plan that began when Adam and Eve were cast out of Eden when He promised a Redeemer. Nothing stopped Him from fulfilling this.
- What is His plan with us? (To save us till the day His Son returns. Nothing will stop Him.)

Repeat the Message
God has a plan of salvation and fulfils it.

THE ISRAELITES LEAVE EGYPT


Exodus 12:37; 13, 14



Contents

Message	God led His people from captivity into freedom.
Learning Objectives	The children will learn: <ul style="list-style-type: none">■ God saved the Israelites from the Egyptians.■ He led the Israelites to Canaan, a land flowing with milk and honey.■ If we ask for God's help, He will help us. Sometimes, His help may come to us in a way we do not expect.
Bible Text	Exodus 12:37; 13; 14

The Israelites Leave Egypt



After long years of captivity six hundred thousand men left Egypt, together with their wives and children and their herds of cattle and sheep. By day God led them with a pillar of cloud and by night He lit their way with a pillar of fire.

After a while, the Pharaoh became angry that he agreed to let the Israelites go. He ordered his army and their chariots to follow him and they started off in pursuit of the Israelites. The army caught up with the Israelites who were camping by the Red Sea. The Israelites became very frightened when they saw the army approaching.

They cried out to God and said to Moses, "Have you brought us out of Egypt so that we should die here?"

It would have been better for us to continue serving the Egyptians instead of losing our lives here in the wilderness."

Moses answered them, "Do not be afraid. God will fight for you."

God told Moses, "Lift your rod and stretch your hand over the sea. The sea will divide so that the Israelites can walk through on dry ground."

The Angel of the Lord stood behind the Israelites and the pillar of cloud that had gone before them also moved between them and the Egyptian army. Moses stretched his hand over the sea and God moved the water. The sea divided and formed a wall on either side. The Israelites walked through. The Egyptians started to follow.

When the last Israelite had passed safely, God said to Moses, "Stretch your hand out again over the sea so that the water can flow back again and drown the Egyptians, their chariots, and their soldiers."

The waters came together again and nothing remained of Pharaoh's army. The Israelites were saved.

The Israelites Leave Egypt

Suggestions for the Teacher

Lead-In

Show the picture to the children. Discuss with them what they see. Ask what she/he may feel....

Let some of the children play the story in a role-play.

By putting their backs together or give space in between, four children illustrate how the Red Sea opens and closes. Provide disguise / fancy dress.

Lesson Instructions

Begin telling the story...

Discuss with the children...

- What do the Israelites experience after leaving Egypt?
(Pharaoh's army follows them and catches up with them at the Red Sea.)
- How do the Israelites feel when the Egyptians were approaching? (They are afraid.)
- Why is Moses so confident? (God speaks to Moses and tells him what to do.)
- What happens? (God parts the Red Sea and the Israelites can walk through.)
- What happens with the Egyptian army?
(As God advises, Moses stretches his hand out, the water flows back and they drown.)

Have the children repeat...

- God saved the Israelites from the Egyptians.
- He led the Israelites to Canaan, a land flowing with milk and honey.
- If we ask for God's help, He will help us.
- Sometimes, His help may come to us in a way we do not expect.

Real-Life Application (explain the following)

- God helped the Israelites in situations which we would consider hopeless.
- They experienced God in a wonderful way.
- Who can give an example for God's help in a difficult situation? (A test at school,...)

Repeat the Message

God led His people from captivity into freedom.

THE TEN COMMANDMENTS


Exodus 19–20, 24



Contents

Message	God's commandments are guidelines for a blessed life.
Learning Objectives	The children will learn: <ul style="list-style-type: none">■ God gave us the Ten Commandments because He loves us and to reveal His will.■ We keep the Ten Commandments because we love God and our neighbour.
Bible Text	Exodus 19-20, 24

The Ten Commandments



The Israelites were away from Egypt for three months. They were now in the wilderness of Sinai and had set up camp at the foot of the mountain. Moses went up the mountain where God called to him. "I protected you from harm and brought you here to Me. If you obey and keep My laws, then you shall be a special treasure to Me above all people. Say this to the children of Israel."

Moses went down the mountain and told the people what the Lord had told him. Three days later, the mountain was covered by a thick cloud. Thunder and lightning came from the clouds and it sounded as if a loud trumpet was being blown. The people trembled with fear.

Moses went up the mountain again and received the Ten Commandments. God said,

1. "I am the Lord your God, You will not have any other gods before Me.
2. You shall not misuse the name of the Lord your God.
3. Remember the Sabbath day to keep it holy.
4. Honour your father and your mother, that your days may be long upon the land which the Lord your God is giving you.
5. You shall not murder.
6. You shall not commit adultery.
7. You shall not steal.
8. You shall not speak falsely against your neighbour.
9. You shall not desire your neighbour's house.
10. You also shall not want anything that is your neighbour's."

The Ten Commandments

Suggestions for the Teacher

Lead-In

Show the picture to the children. Discuss with them what they see. Ask what she/he may feel...
Let some of the children play the gift of the commandments in a role-play. Instruct them before.
Provide disguise / fancy dress, 2 prepared boards with letters.

Lesson Instructions

Begin telling the story...

Discuss with the children...

- What happens on Mount Sinai? (God reveals Himself to Moses.)
- What does he promise? (God makes a covenant with them: The Israelites are His people.)
- What is a covenant? (An agreement, promise, contract, treaty, pact, or pledge)
- What does he give to Moses? (The Ten Commandments)
- Why does God give the Ten Commandments to the Israelites?
(He wants to give them a set of laws to help them live their lives in a way that pleases him.)

Have the children repeat...

- God gave us the Ten Commandments because He loves us and to reveal His will.
- We keep the Ten Commandments because we love God and our neighbour.

Real-Life Application (explain the following)

- Through the covenant God made, they became God's property, His people.
- What is a rule? Do you know an example?
(A school handbook for acceptable behaviour, the law,)
- God expected His people to live according to His laws:
to love and honour God, respect one another, and restrain from sin.
- God expects the same from us today.

Repeat the Message

God's commandments are guidelines for a blessed life.

CANAAN IS REACHED

Numbers 13; 14; 20; 21 and Deuteronomy 31–34



Contents

Message	God leads us towards our goal.
Learning Objectives	The children will learn: <ul style="list-style-type: none">■ How God took care of Moses.■ God took care of the Israelites on their way through the desert.■ God will also take care of us throughout our lives.
Bible Text	Numbers 13; 14; 20; 21 and Deuteronomy 31-34

Canaan is Reached



God told Moses to send twelve spies to inspect the land of Canaan, including Joshua and Caleb. Forty days went by before they returned. The people of Israel crowded around the men and listened as they reported what they saw.

The men showed the people the fruit that grew in the land. They said, "The country is truly beautiful and very fertile. But we will not be able to live there. Giant people inhabit it. They live in big cities which are protected by thick walls." The joy of the Israelites turned into fear.

Joshua and Caleb stepped forward and said, "Do not listen to them. With God's help we can occupy this land. God wants to give it to us. He will lead us there!"

But the other men said, "We will never succeed. The people are giants. We felt as small as grasshoppers."

The Israelites were afraid and complained bitterly. Some of them said, "If only we had died in the desert."

Others said, "Surely it would be the best to return to Egypt."

Some also said, "Kill them. We want to have a new leader and return to Egypt!"

Joshua and Caleb tried to reason with the people, but without success. Moses entered the tabernacle and spoke to God. When he returned, he looked very troubled. He told the people what the Lord had said to him. "You will wander through the desert for forty years. Other than Joshua and Caleb, no one who is older than twenty will enter Canaan!" When the Israelites heard this they were very sad.

The years passed by and many died. Aaron also died, and his son Eleazar succeeded him as the high priest. God's pillar of cloud led the Israelites through a hot, dry region. The Israelites complained, "Why have you led us out of Egypt? There is no food or water here, and we are sick and tired of manna."

For forty years, the Israelites wandered through the desert. The youngest Israelites, who only knew of the time of slavery from what they had heard, were grown up. They had to learn to trust in God. The Israelites camped on the banks of the Jordan River.

On the other side of the river was Canaan. At that time, Moses was one hundred and twenty years old, and he was not allowed to enter. Moses called the people for the last time and spoke to them.

He advised the Israelites to obey God always and be a holy people. He explained the Ten Commandments and all the laws to them once more. He pronounced Joshua his successor.

Finally, Moses thanked God for His help and nearness. Then he climbed up a mountain alone. Before Moses died, God allowed him to see the land of Canaan.

Suggestions for the Teacher

Lead-In

Show the picture to the children. Discuss with them what they see. Ask what she/he may feel....

Lesson Instructions

Begin telling the story...

Discuss with the children...

- Why does it take forty years for the Israelites to enter the Promised Land? (Twelve men who inspect the Land of Canaan report that giants were living there.)
- What do the Israelites think? (They lose their trust in God.)
- As a punishment, they have to wander through the desert for a total of forty years.
- If you were one of the Israelites, will you listen to Joshua and Caleb?
- What does Moses experience before his death? (Moses is allowed to see the wonderful fertile land of Canaan from a mountain.)
- How old is Moses when he dies (He is one hundred and twenty years old.)

Have the children repeat...

- God took care of Moses.
- God took care of the Israelites on their way through the desert.
- God will also take care of us throughout our lives.

Real-Life Application (explain the following)

- Do you have personal examples of being delayed for an appointment? (If travelling by car, the car breaks down, then has a flat tire etc.)
- How do you feel in such a situation?
- God led His people to the Promised Land.
- God also leads us to the promised goal.

<p style="text-align: center;">Repeat the Message God leads us towards our goal.</p>
--

JOSHUA AND JERICO

Joshua 2-6



Contents

Message	God gives victory to those who follow His instructions.
Learning Objectives	The children will learn: <ul style="list-style-type: none">■ God gave special instructions to Joshua so that the Israelites could do something very difficult.■ God gave the Israelites the victory.■ We want to fulfil God's will.
Bible Text	Joshua 2-6

Joshua and Jericho



Joshua secretly sent two men to Jericho. They were to find out how the Israelites could take over the city. The two men stayed at the house of a woman with a bad reputation. Her name was Rahab. She hid them on the roof of her home so they would be safe. The king of Jericho discovered that these spies were hiding in the city. The king sent messengers to Rahab's house and told her to hand over the men. Rahab told the king's messengers that the spies had already left the city. She continued to hide the men even though her life was in danger.

After the king's messengers had left her home, she went up to the roof and said to the men, "I know that God is on your side and has given this land to you.

Everyone here is afraid of you. We have heard how God parted the waters in the Red Sea when you escaped from Egypt. I have helped you. Now you must help me as well. Give me a sign that you will allow my entire family to live when you take over the city."

The men promised that her family would be safe. Rahab's house was very close to the city wall. She lowered the men by a rope through the window and helped them escape.

As they left, the men said to her, "Tie a red rope to the window we escape from and make sure your whole family is in the house when we take Jericho. Nothing will happen to you." Rahab tied the rope to the window.

Jericho appeared to be a strong city. No one could go in or out. God said to Joshua, "I am placing Jericho, together with the king and his armies, in your hands. You will march around the city with your army once each day for six days. Seven priests with seven trumpets will lead the way, followed by the Ark of the Covenant, and then the soldiers. On the seventh day, you will march around the city seven times and the priests will blow the trumpets. All the people then give a mighty shout. The walls of the city will fall and you will be able to take over the city." The Israelites circled the city once a day for six days.

On the seventh day, they circled Jericho seven times then the people let out a mighty cry as God instructed them. The walls fell, and the Israelites marched in and conquered the city. Joshua said to the two spies, "Go to Rahab's house. Keep her and her family safe, as you promised her."

Suggestions for the Teacher

Lead-In

Show the picture to the children. Discuss with them what they see. Ask what she/he may feel....
Let some of the children play the walking around Jericho in a role-play. Instruct them before.
Provide disguise / fancy dress, swords, (trumpets), a big box (the Ark of the Covenant).

Lesson Instructions

Begin telling the story...

Discuss with the children...

- Why does Rahab protect the two men?
(She believes that God is with the spies and that He will keep her and her family safe.)
- What do the Israelites do? (Their army marches around the city once each day for six days.)
- What happens on the 7th day?
(They march around the city seven times and blow the trumpets.)
- What is the result of this? (The walls of the city fall and they are able to take over the city.)
- Can you make the wall tumble down by marching around it and making a loud noise?
- Why do the walls tumble down? (Because Joshua fulfills what God told him to do.)

Have the children repeat...

- God gave special instructions to Joshua so that the Israelites could do something very difficult.
- God gave the Israelites the victory.
- We want to fulfil God's will.


Real-Life Application (explain the following)

- Because Joshua fulfilled what God told him to do the Israelites were victorious.
- Describe a situation when you listened to God's word and applied it to your life.
- How can we also overcome challenges in our lives with God's help?
(If we apply what we hear in the divine service, Sunday school.)

Repeat the Message
God gives victory to those who follow His instructions.

GIDEON

Judges 6:1–40; 7:1–25



Contents

Message	God hears the cry of his people and answers it at the right time.
Learning Objectives	The children will learn: <ul style="list-style-type: none">■ What it means to have trust in God.■ God gives us guidance on how to live our lives.
Bible Text	Judges 6:1-40; 7:1-25

Gideon



The Israelites lived in a beautiful and fertile land. Over time they forgot about God. They no longer remembered that He gave them the land. Instead, they worshipped, built altars and brought their offerings to Baal and Ashtoreth.

Whatever was sown by the Israelites, warriors attacked and took it at harvest time. The Israelites cried out to God for His help. God sent a prophet to remind them that God was with them and tell them that what they were doing did not please Him.

One day while threshing wheat in the wilderness, Gideon saw an angel sitting under a tree. The angel said, "The Lord is with you!" The angel promised Gideon, "I will be with you and you will conquer all your enemies!"

Afterwards, Gideon was convinced that the Angel of the Lord spoke to him. Gideon sent messengers to tell the Israelites to prepare for battle. He blew his trumpet and called his soldiers together. He felt the strength of God within him.

Gideon looked at the great number of men who had gathered to fight for the Midianites. Gideon was frightened and prayed, "Lord, You have promised to be with us. Please, help me!"

The Lord told him, "You have far too many men with you. They might think that they have won the battle by themselves. Send home everyone who is afraid!" Twenty-two thousand men returned home, only ten thousand stayed with Gideon. The Lord spoke again, "I shall see you win this battle. You still have too many men. Take them down to the water and let them drink. Each one who laps the water like a dog will go with you. All those who bend down on their knees to drink should go home!" After this test, only three hundred soldiers remained.

God told Gideon, "With these men, I will conquer your enemy." God told Gideon to go into the enemy camp at night with one of his servants. They approached one of the enemy tents. Unnoticed, they overheard two men who were talking.

One man said to the other, "I had a dream. In my dream, a barley loaf rolled down the hillside. It moved toward our camp and flattened our tents. There was complete chaos. What can it all mean?" The other man replied, "It has to mean we will be defeated! God is with them." When Gideon heard this, he thanked the Lord and returned to his men.

Gideon ordered, "Put the torches inside jars so that we will not be seen. We will divide into three groups and surround the enemy camp. Watch me closely and do what I do! I will blow my trumpet, break the jar and raise my burning torch. I will make a tremendous noise and shout, 'Victory for the sword of the Lord!'" With God's help, the Midianites were defeated and their great army fled. The people of Israel lived in peace for many years.

Suggestions for the Teacher

Lead-In

Show the picture to the children. Discuss with them what they see. Ask what she/he may feel....

Let some of the children play the drinking water story in a role-play. Instruct them before.

Provide disguise / fancy dress and swords, shields, a big tub of water, cups....

Lesson Instructions

Begin telling the story...

Discuss with the children...

- How many soldiers were in Gideon's army at the beginning? (22.000)
- How do you think Gideon feels after God tells him there were too many soldiers?
- How many do pass God's test? (300)
- Why does He do so? (He wants them to realise the credit for their success belongs to Him.)
- What does Gideon do? (He blows his trumpet, breaks the jar and raises his burning torch.)
- What does he cry? ('Victory for the sword of the Lord!')
- What happens? (With God's help, the Midianites are defeated and their great army flees.)

Have the children repeat...

- We have trust in God.
- God gives us guidance on how to live our lives.

Real-Life Application (explain the following)


- Were God's instructions to Gideon what he expected? (No)
- However, he trusted that if he followed what God said, his army would defeat the enemy.
- What do we get in our Sunday school lessons? (God's instructions for a successful life of faith.)
- If we do what we think is right - disregarding what we hear - it may not be to our benefit.
- Can you give an example of this? (Your classmate has blamed you and you pay her back.)
- We pray and trust that God hears and answers every prayer at the right time.

Repeat the Message

God hears the cry of his people and answers it at the right time.

SAMSON


Judges 13–16



Contents

Message	With God's help, we can overcome evil.
Learning Objectives	The children will learn: <ul style="list-style-type: none">■ God gave Samson physical strength to defend the Israelites.■ We should not succumb to evil.
Bible Text	Judges 13-16

Samson



The Israelites were being treated badly by the Philistines. The Angel of the Lord appeared to an Israelite woman and told her that she would have a son. He would be the one who would free the Israelites from the Philistines. When the boy was born, his mother called him Samson. Everyone who heard of Samson's strength was afraid of him. He once came face to face with a roaring lion. God made Samson so strong that he was able to kill the lion with his bare hands.

When Samson grew older, he fell in love with a woman named Delilah. She was a Philistine. The rulers of her people told her, "If you can find out where he gets his great strength from and how we can overpower him, we will give you eleven hundred pieces of silver."

Delilah tried to find out Samson's secret and asked him, "Where does your great strength come from? How can someone defeat you?" Samson did not tell Delilah where he got his strength or how he could be defeated. Delilah asked Samson a number of times before he finally gave in and told her the source of his strength.

Samson told Delilah, "I am dedicated to God. My hair has never been cut. If anyone cuts my hair I would lose my great strength and be as weak as everyone else."

Delilah told the Philistines the secret of Samson's strength and received her reward.

While Samson slept in Delilah's arms, a Philistine came and cut off seven locks of Samson's hair. Afterwards, God's strength deserted him. The Philistines captured him and blinded him. They chained him up and put him in prison. While in prison, Samson was forced to grind grain.

But Samson's hair began to grow again. When the Philistines were celebrating a big festival in honour of their god, they took Samson out of prison so he could entertain them. They placed him between the pillars of their temple. The building was full of people. All the lords of the Philistines were there. Samson asked God to give him strength just one more time.

He stood between the two pillars, which supported the building and pushed against them. He said, "Let me die with the Philistines!" Samson pushed with all his might. The temple collapsed and he was buried along with all the Philistines.

Suggestions for the Teacher

Lead-In

Show the picture to the children. Discuss with them what they see. Ask what she/he may feel....

Let some of the children play the story in a role-play. Instruct them before.

Provide disguise / fancy dress, a wig with long hair, scissors, a bench as the bed.

Lesson Instructions

Begin telling the story...

Discuss with the children...

- How do the Israelites feel about the way the Philistines were treating them?
- Does Samson resist telling Delilah what the source of his strength is? (Yes at first)
- What happens when she asks him so many times? (Finally, he gives in to her.)
- What does Deliah do next? (She cuts off seven locks of Samson's hair.)
- What do the Philistines do to Samson?
(They capture him and blind him. They chain him up and put him in prison.)
- Why does God help him in the end? (So that the Israelites can finally defeat the Philistines.)

Have the children repeat...

- God gave Samson physical strength to defend the Israelites.
- We should not succumb to evil.

Real-Life Application (explain the following)

- We are often approached by the evil around us - in the people around us.
- Although these people are not bad people they may try to persuade us to do something that does not align with our soul salvation.
- Give some examples of this. (Skip Sunday school, spend our offering for earthly things ...)
- If we ask, God can give us special strength to overcome evil.

<p style="text-align: center;">Repeat the Message With God's help, we can overcome evil.</p>
--

RUTH AND NAOMI


Ruth



Contents

Message	God blessed both Ruth and Naomi because they remained faithful.
Learning Objectives	The children will learn: <ul style="list-style-type: none">■ Ruth acknowledged Naomi's God, who is the true God, as her God.■ Although it was not easy, Ruth took care of Naomi.■ It is important to talk about their experiences with friendship and faithfulness.
Bible Text	Ruth

Ruth and Naomi



Naomi lived with her husband and two sons in the country of Moab. They had left their home town of Bethlehem in Judah because of a famine. Following her husband's death, her sons married Moabite women. Not long after, her sons died too and Naomi was left on her own. Only her two daughters-in-law, Orpah and Ruth, were with her.

Naomi decided to return to Bethlehem as she had heard that there was once again enough food to eat there. Her daughters-in-law went with her. Part way through the journey, Naomi decided to send them back. Orpah cried, kissed her mother-in-law and said goodbye.

But Ruth said, "I am going with you. Your people are my people. Your God is my God." She went to Bethlehem with Naomi.

When they arrived there, it was harvest time. The poor were allowed into the fields after the harvest had been collected to pick up any grain that had been left behind. Ruth went into a field belonging to Boaz. He was a wealthy farmer and a relative of Naomi.

Boaz asked his servant, "Who is that woman?"

The servant replied, "That is Ruth who came with Naomi."

At midday Ruth was allowed to eat with Boaz's servants. He was happy to see how she had looked after Naomi. He realised that she had chosen to leave her homeland to stay with Naomi. She could easily have decided to stay with her family at home.

By evening Ruth had collected a lot of grain. Naomi was happy. She realised that God was helping them. Ruth went to the fields every day until the harvest was finished. Later Ruth and Boaz married. They had a son whom they named Obed.

Naomi was delighted. She watched over Obed like he was her own son.

Suggestions for the Teacher

Lead-In

Show the picture to the children. Discuss with them what they see. Ask what she/he may feel....

Lesson Instructions

Begin telling the story...

Discuss with the children...

- What does Ruth mean when she says, "Your people are my people. Your God is my God." (Ruth is from Moab where they worship Chemosh. She does not worship God.)
- Why is Ruth's decision to go with Naomi an example of faithfulness? (Ruth recognises that with Naomi she can continue worshipping God.)
- How does Ruth help Naomi? (Supporting her, gathering grains left behind in the fields)

Have the children repeat...

- Ruth acknowledged Naomi's God as her own God.
- Although it was not easy, Ruth took care of Naomi.
- They talked about their experiences with friendship and faithfulness.


Real-Life Application (explain the following)

- Why do you spend so much time with friends from our church? (You sing, worship together. Often your activities bring you closer to God.)
- Ruth knew if she wanted to continue worshipping God, she must remain with Naomi.
- Our actions, as a result of the choices we make, reflect our faithfulness to God.

<p style="text-align: center;">Repeat the Message God blessed both Ruth and Naomi because they remained faithful.</p>
--

HANNAH AND SAMUEL

1 Samuel 1; 2:11, 18-21



Contents

Message	God elects individuals to fulfil specific tasks.
Learning Objectives	The children will learn: <ul style="list-style-type: none">■ God answered Hannah's prayer.■ Hannah kept her promise to God.■ God also elects us to fulfil specific tasks.
Bible Text	1 Samuel 1; 2:11, 18-21

Hannah and Samuel



In a city called Ramathaim Zophim in Israel, there lived a man named Elkanah. He and his wife Hannah had no children. Every year Elkanah went with his family to Shiloh to bring a sacrifice to God. Elkanah loved Hannah very much. Hannah cried and she would not eat, because she had no children. Hannah's husband asked, "Why are you crying and why will you not eat anything? Why are you so sad? Do I not care for you more than ten sons?"

Once when they were in Shiloh, Hannah went to the temple. She was upset and prayed to God. She cried bitterly and promised God, "Lord, if you can see the grief of Your maidservant and remember me,

do not forget Your maidservant, but give me a son, I will give him back to You as Your servant."

Eli, the high priest, comforted her and said, "Go in peace. God will answer your prayer." Hannah returned to the others. She had something to eat and no longer felt so sad.

The next morning they set off early and returned to Ramathaim. God did not forget Hannah. In time she gave birth to a son, whom she named Samuel.

When Elkanah was to go to Shiloh to make his annual sacrifice, Hannah did not go with him. She said to her husband, "When the boy is weaned I will take him to Shiloh and bring him into the Lord's house. Then he will stay there as I promised God." When the time came Hannah and Samuel went to Shiloh and made an offering of three bulls, flour, and wine.

Hannah said to Eli the high priest, "I am the woman who stood before you and prayed to the Lord. I prayed for this son and God answered my prayer. Now I am returning my son to God."

Samuel grew up with Eli the high priest. Hannah and Elkanah visited him every year when they came to Shiloh to make their sacrifice. Each year his mother brought him a new coat. Samuel became a famous prophet. His mother, Hannah, gave birth to three more sons and two daughters.

Suggestions for the Teacher

Lead-In

Show the picture to the children. Discuss with them what they see. Ask what she/he may feel....
Let some of the children play the story in a role-play. Instruct them before.
Provide disguise / fancy dress.

Lesson Instructions

Begin telling the story...

Discuss with the children...

- How does Hannah pray? (She prays from the depth of her heart for a long time.)
- How does Eli react to Hannah's behaviour in the temple?
(He is angry. / Later on he is ashamed and promises that God will answer her prayer.)
- What does Hannah mean when she says: "I will give him back to You"?
(She will give him back to God to be His servant.)
- What does Hannah feel when she takes Samuel to the high priest to serve in the temple?
(She recognises that it was God who gave her a son and she wants to keep her promise.)

Have the children repeat...

- God answered Hannah's prayer.
- Hannah kept her promise to God.
- God also elects us to fulfil specific tasks.

Real-Life Application (explain the following)

- Have you ever asked your parents for something that you really wanted?
- If we are prompted to do a specific task in God's work, we should do it.
- God answered Hannah's prayers.
- Ask the children to tell of their experiences of how God has answered their prayers.

<p style="text-align: center;">Repeat the Message God elects us to fulfil specific tasks.</p>

SAMUEL THE PROPHET


1 Samuel 3



Contents

Message	When we answer God's call to serve Him, it serves to our blessing.
Learning Objectives	The children will learn: <ul style="list-style-type: none">■ God called Samuel.■ Today God calls us, even as Sunday School children, to help Him serve others.
Bible Text	1 Samuel 3

Samuel as a Prophet



Samuel grew up with Eli, the priest He helped Eli with his duties in the tabernacle of the Lord.

Eli's eyesight had become very weak. He could not see properly any more. One night Eli was asleep in his bed. Samuel laid down near the Ark of the Covenant. Then God called Samuel. Samuel thought it was Eli calling him. He ran to Eli and said, "You called me. Here I am."

Eli said, "I did not call you. Go and lie down and go to sleep."

Samuel laid down again. Once again God called, "Samuell!"

Samuel got up again, ran to Eli and said, "You called me. Here I am."

Eli said, "I did not call you. Go and lie down again." Samuel didn't know that it was God who was calling him.

God called Samuel a third time. He got up, ran to Eli and said, "You called me. Here I am."

Then Eli realised that it was God who was calling the boy and said, "Go and lie down again. And when you are called the next time say, 'Speak, Lord for Your servant hears'." Samuel laid down again on his bed.

God came to Samuel and called as before, "Samuel, Samuel!"

Samuel replied as Eli had instructed him, "Speak, Lord for Your servant hears."

God said to Samuel, "Eli knew all that his sons' did against Me and he did not scold them."

Samuel laid down until morning and opened the doors of the tabernacle. He was frightened of telling Eli what God had said. But when Eli called him, Samuel told him everything and kept nothing back.

Eli bowed to the will of the Lord. Samuel continued to grow, and the Lord was with him. All Israel knew that Samuel was a prophet of the Lord.

Suggestions for the Teacher

Lead-In

Show the picture to the children. Discuss with them what they see. Ask what she/he may feel....

Let some of the children play the story in a role-play. Instruct them before.

Provide disguise / fancy dress, blanket, pillow and additional materials.

Lesson Instructions

Begin telling the story...

Discuss with the children...

- What does Samuel experience during one night? (God calls him three times.)
- What does Samuel answer to God? (Speak, for Your servant hears.)
- What is a tabernacle? (A tent containing the Ark of the Covenant)
- When Samuel grows older, he is seen by the people of Israel as a prophet of God.
- What are the qualities and tasks of a prophet?
(He believes and trusts in God. He reveals the will of God to the people.)

Have the children repeat...

- God called Samuel.
- Today God calls us, even as Sunday School children, to help Him serve others.

Real-Life Application (explain the following)

- Samuel was willing to serve God.
- How does God call us today?
(When we have a thought to do something for someone within the congregation, ...)
- If we are too busy or push the thought aside, we miss the opportunity to answer God's call.
- We are willing to serve God.

Repeat the Message

**When we answer God's call to serve Him, it serves to
our blessing.**

SAUL BECOMES KING

1 Samuel 8; 9; 10:1-2, 14-25



11/51

Contents

Message	God will guide our lives according to His plan.
Learning Objectives	The children will learn: <ul style="list-style-type: none">■ Saul was chosen to lead God's people.■ God's grace selected us to become His own.■ God can guide the events in our lives toward the path He wants us to follow.
Bible Text	1 Samuel 8; 9; 10:1-2, 14-25

Saul Becomes King



When Samuel was old, he had made his sons judges over Israel. However, they were greedy, corrupt and unjust. Eventually, the elders of the people of Israel gathered and went to Samuel. They said to him, "You are old, and your sons do not live their lives the same way as you. We want a king to judge us like other nations."

Samuel was unhappy. He prayed to God. God said, "Listen closely to what the people are saying to you. They have not rejected you, but they have rejected Me because they no longer want me to reign over them."

Sadly, Samuel warned the people, "If you have a king, he will rule over you. You will have to pay taxes to him and give up a portion of your harvest. Your sons will become soldiers, and your daughters serving-maids in his palace. You will become his servants." The people ignored Samuel's warning and insisted, "Give us a king!" Then God said to Samuel, "Listen to them and give them a king."

Soon afterward, two men wandered through the great land of Israel. One of them was Saul. He was a tall and handsome young Israelite. The other man was a servant of Saul's father. They were searching for some donkeys, which had wandered off. Unfortunately, they could not find them. Saul said, "Come let us return."

The servant said to him, "In this city, there is a man of God named Samuel. He is an honourable man. All that he says surely comes to pass. So let us go there. Perhaps, he can show us the way that we should go." Saul was pleased with the suggestion and they went to the city.

Samuel was just leaving his house. God told him the day before that He would send a man to him whom he was to anoint as king. When Samuel saw Saul approaching, God said to him, "There he is, the man of whom I spoke to you. This one shall reign over My people." Saul and his servant met Samuel and asked him where he could find the prophet.

Samuel said, "I am the prophet. Come with me into my house and be my guest. You can go home tomorrow. Do not worry about the donkeys, they have been found." They had a festive meal together, and Saul was given a place of honour at the table. He was also given the very best Samuel could offer and was treated like a king.

Samuel said to him, "Eat. It has been especially prepared for you." Early the next morning they arose. Samuel walked with Saul and his servant. When they reached the outskirts of the city, Samuel said, "Send your servant on ahead, I have to give you the word of God." He took oil and poured it on Saul's head, kissed him and said, "The Lord has anointed you commander over His people." Samuel continued, "When you leave me today you will meet two men who will tell you that your donkeys have been found."

Then the Spirit of God will take possession of you, and you will be turned into another man." Samuel took leave of Saul. Everything happened exactly as Samuel said. At home, Saul did not tell anyone what Samuel said.

Soon afterwards Samuel called the people of Israel together. Samuel spoke to the people, "This is what God says: 'I have led you out of Egypt and secured you.

You have rejected Me in that you have demanded a king. Very well, you shall have a king."

They struck the lot and it fell on the tribe of Benjamin, then on Saul's family and finally on Saul himself.

With much happiness the people said, "Saul is our king." They wanted to see him but they could not find him. He had hid himself. Later he was found and the people shouted, "Long live the king!" Then Samuel explained to them the rights and duties of a king.

Suggestions for the Teacher

Lead-In

Show the picture to the children. Discuss with them what they see. Ask what she/he may feel....

Let some of the children play the story in a role-play. Instruct them before.

Provide disguise / fancy dress and additional materials like a crown, cup with water (oil).

Lesson Instructions

Begin telling the story...

Discuss with the children...

- Who wears a crown? (Kings or queens. To distinguish them from the people around them.)
- Why do they wear it? (As a symbol of their power and honour)
- Why is Samuel sad that the people of Israel want a king?
(They do not completely trust God's guidance. / They reject God's reign.)
- What does he tell the people? (He explains to them the rights and duties of a king.)

Have the children repeat...

- Saul was chosen to lead God's people.
- God's grace selected us to become His own.
- God guides the events in our lives toward the path He wants us to follow.

Real-Life Application (explain the following)

- Samuel acted in the commission of God.
- God actually guided us to where He wanted us to be.
- What does he want us to do? (Use our talents in the congregation, sing, visit the sick...)

Repeat the Message

God will guide our lives according to His plan.

DAVID IS ANOINTED

1 Samuel 16:1-12



Contents

Message	God elects us in accordance with His will, which is beyond our understanding.
Learning Objectives	The children will learn: <ul style="list-style-type: none">■ While we often look at someone's outward appearance, God always looks at what lives in our hearts.■ God has elected His children and servants.■ We make our election sure by striving to trust, to be humble, and to believe in God.
Bible Text	1 Samuel 16:1-12

David is Anointed



David was the youngest of eight brothers. He looked after his father's sheep. David made sure that none of the sheep wandered off. If a wild animal came near the flock during the night, he would chase it away.

One day God sent the prophet Samuel to Bethlehem. God said to him, "Go to Jesse. One of his sons is to be the next king of Israel. Then I will show you which one is to be king." Samuel did what God had told him. When he saw Jesse's sons, Samuel was drawn to Eliab.

He thought, "This son is certainly going to be the new king. He is tall and strong."

But God said to him that he was not the one who was going to be king.

Jesse called one son after the other. Seven sons were presented to Samuel. Samuel, though, did not receive any sign from God. Samuel asked Jesse, "Are these all of your sons?"

Jesse replied, "I have another son, David. He is the youngest. He is out in the fields looking after the sheep."

Samuel said, "Send someone to bring him to me."

When David arrived God said, "This is the one. Anoint him." So the youngest son, the shepherd boy, became king because God had chosen him. God's Spirit came upon David and stayed with him from then on.

Suggestions for the Teacher

Lead-In

Show the picture to the children. Discuss with them what they see. Ask what she/he may feel...
Let some of the children play the story in a role-play. (Some tall, one small) Instruct them before.
Provide disguise / fancy dress, a stick of a shepherd, a sheep (stuffed animal) on David's arms.

Lesson Instructions

Begin telling the story...

Discuss with the children...

- What qualities does a king have? (He is tall, strong, a ruler, ...)
- Why does Jesse not bring David to Samuel right away?
(Jesse feels that compared to his other sons David does not possess the qualities of a king.)
- What is the attitude of Samuel?
(Samuel listens to the voice of God; he does not act according to his own judgement.)
- Why does God choose David? (He is humble, believing, and he trusts in God.)

Have the children repeat...

- We often look at someone's outward appearance, God always looks into our hearts.
- God has elected His children and servants.
- We make our election sure by striving to trust and to believe in God.

Real-Life Application (explain the following)

- God was pleased with David's attitude.
- How do we know that our attitude is pleasing God, too? (By listening to our inner voice)
- Why are we children of God?
(By His grace. At times, we may wonder why He has chosen us.)
- We want to respond to Him humbly by trusting and believing in our election.

Repeat the Message

God elects us in accordance with His will which is
beyond our understanding.

DAVID AND GOLIATH

1 Samuel 17



Contents

Message	We can face our challenges and succeed when God is with us.
Learning Objectives	The children will learn: <ul style="list-style-type: none">■ David's trust in God helped him defeat Goliath.■ Despite all evidence to the contrary, God can always help us.■ How to call on the Lord for help when we cope with challenges in life.
Bible Text	1 Samuel 17

David and Goliath



The Philistines had gathered their armies together on a mountain to prepare for battle. King Saul and the Israelites prepared themselves for battle as well on a nearby mountain. Between the two forces was a valley.

From the ranks of the Philistines, a giant appeared. His name was Goliath and he was over three metres tall and wore armour from head to toe. Goliath stood before the Israelite army and volunteered to fight one of their men.

He yelled, "If one of your men kills me, then we Philistines will be your servants. But if I win, then you will be our servants." For forty days he teased the Israelites in this way. King Saul and his people were terrified of Goliath. No one wanted to fight him. David's three older brothers had also gone to fight.

Their father was already too old to fight. He sent David to the camp to take corn and bread to his brothers. When David arrived at the camp, he ran through the ranks looking for his brothers. While he was talking to them, Goliath appeared again and once more offered to fight one of the Israelites.

David asked, "Who is this Philistine who mocks God's people?" The men explained who Goliath was and that King Saul had promised he would make the man who killed Goliath very rich and give him his daughter's hand in marriage. David said, "I will fight Goliath!"

King Saul said to David, "You cannot fight this Philistine. You are too young and he is an experienced fighter."

David replied, "I look after my father's sheep and if a lion or a bear comes anywhere near, threatening one of the sheep, then I fight it off. God helps me to defeat it. In just the same way He will help me against this Philistine, for Goliath has mocked the people of the living God."

The king realised that David was the only one who had the courage to fight Goliath. He insisted that David should wear a bronze helmet and a coat of armour. David put them on and strapped Saul's sword to the armour and tried to walk, but could not move because it was so heavy. So he took off all the armour.

He searched for five smooth stones in the stream and put the stones in his bag. David took his sling and then went to find Goliath. Goliath shouted, and he cursed David and God, "Am I a dog that you come to me with sticks?"

David replied, "You come with sword, spear, and javelin, but I come in the name of God, whom you have cursed. I will defeat you so that everyone can see that there is a God in Israel."

The two walked towards one another. David put his hand in his pocket and took out a stone. He put it in his sling and hurled it at Goliath. It hit him on the forehead. The giant fell down. When the Philistines saw that their strongest man was defeated, they fled.

Suggestions for the Teacher

Lead-In

Show the picture to the children. Discuss with them what they see. Ask what she/he may feel....
Let some of the children play the story in a role-play. Instruct them before.
Provide disguise / fancy dress and additional materials like helmet, sword, javelin, sling....

Lesson Instructions

Begin telling the story...

Discuss with the children...

- What does David see when he comes to the camp?
(Goliath heavily armed, Goliath mocking God, and the fearful Israelite army)
- How do the Israelites feel when they see Goliath and hear him? (Shocked, anxious)
- What is David's reaction? (David is angry and is ready to fight against Goliath.)
- Compare the clothes of David and Goliath.
- Why does David win although he was so poorly armed? (The giant depends on his own strength while David trusts in the help of God: "I come in the name of the Lord")

Have the children repeat...

- David's trust in God helped him defeat Goliath.
- God can always help us.
- We call on the Lord for help when we have to cope with challenges in life.

Real-Life Application (explain the following)

- David completely trusted in the help of God. God blessed this attitude.
- Have you ever faced any giants in your life today? (Sickness, examinations, ...)
- How did you overcome it? (Ask for God's help, strength, wisdom and strategies.)
- We also trust in the help of God under all circumstances.

Repeat the Message
We can face our challenges and succeed
when God is with us.

DAVID AND JONATHAN

1 Samuel 18:1–8, 19:1–10; 20:1–41



Contents

Message	God blesses and protects His own in difficult circumstances.
Learning Objectives	The children will learn: <ul style="list-style-type: none">■ God was with David and protected him.■ God provided Jonathan as a friend and help for David.
Bible Text	1 Samuel 18:1-8, 19:1-10; 20:1-41

David and Jonathan



After his fight with Goliath, David lived with King Saul, who was Jonathan's father. Jonathan and David became good friends. There was peace in the land for a while. Jonathan should have been the next king because he was the king's son. However, God chose David to inherit the throne. Jonathan was not at all jealous or envious. David was his friend and he loved him.

The peace in Israel did not last very long, and soon there was war once again. Their old enemies, the Philistines, had invaded the country. With God's help, David was victorious once more. Joyfully the army returned home. The women sang, "Saul has slain thousands, but David tens of thousands!" On hearing this, Saul became very angry and jealous of David.

He said, "They praise David more than me. Soon the people will choose David to be their king!"

One day Saul was uneasy. David played melodies with his harp to calm the king. Suddenly Saul grabbed his spear and threw it at David. Fortunately, the spear missed David. This happened on two occasions, but David managed to jump out of the way each time. Jonathan warned his friend, "Hide until morning. I will speak to my father and tell you what he plans to do to you." Jonathan talked to his father, "David has always fought well for you. He killed the giant, Goliath. He has never once done anything against you. Why do you want to kill someone who has not done anything wrong?"

Saul promised he would not kill David. Unfortunately, it was not long before Saul forgot his promise and again threw a spear at David. Again, David managed to jump out of the way. That night David fled.

When they met again Jonathan said, "You will not die. My father would tell me before he would kill you. If I shout to the servant, 'Look the arrows are on this side', you will know that no harm will come to you. If I shout to the servant, 'Look the arrows are beyond you', you will know that it is not safe for you to return to the king's house and you will have to go away."

David hid in a field. Meanwhile, in the palace, there was a big feast. Saul asked why David was not there. Jonathan made excuses for his friend's absence. Saul became so angry that his son was sticking up for David that he threw a spear at his own son. Jonathan knew that David was right and he would have to go away. Jonathan shot three arrows and shouted to his servant, "The arrows are in front of you!" He then gave his bow and arrows to his servant and sent him back to the palace. He wanted to see David one more time. They cried together because they knew that David had to leave.

Suggestions for the Teacher

Lead-In

Show the picture to the children. Discuss with them what they see. Ask what she/he may feel....

Let some of the children play the story in a role-play. Instruct them before.

Provide disguise / fancy dress and additional materials like instrument, spear, crown....

Lesson Instructions

Begin telling the story...

Discuss with the children...

- How does Saul feel when everyone praises David? (He becomes envious.)
- What does God do to protect David from Saul? (Jonathan stands up for David.)
- David and Jonathan were true friends.
- How do we know this? (They make a vow.)
- How does Jonathan show his friendship?
(He warns David several times. / He helps David to escape.)

Have the children repeat...

- God was with David and protected him.
- God provided Jonathan as a friend and help for David.

Real-Life Application (explain the following)

- Have you ever been in a situation where someone kept you from being hurt?
(E.g. you were not careful before you crossed the street.
A friend held you back while a car you did not see drove by.)
- God used a person or presented the solution to protect us.
- Jesus is always called our true friend.
- Tell us why. (Jesus promised to be with us. / He promised and sent us the Holy Spirit. / He will come to fetch us.)

Repeat the Message

**God blesses and protects His own in difficult
circumstances.**

DAVID BECOMES KING

1 Samuel 8; 9; 10:1-2, 14-25



Contents

Message	Fear of God prevents David from taking revenge.
Learning Objectives	The children will learn: <ul style="list-style-type: none">■ David spares Saul and becomes king.■ Despite their imperfections, God's servants and the church bring blessing.
Bible Text	1 Samuel 23:1-18; 24; 26; 31:1-6; 2 Samuel 5:1-10

David Becomes King



David hid from King Saul. Whenever David and his men settled down somewhere, King Saul would find out and search for him. David had to run away time and time again.

Saul soon received news of where David was. On his way to find David, Saul went into a cave to rest. He did not know that David and his men were already hiding in the cave. Although David's men urged him to kill Saul, David refused to harm him.

Since Saul was anointed by the Lord, David knew that it was wrong for him to harm Saul. So he carefully cut off a corner of Saul's clothes. Saul did not feel this. After Saul left the cave, David went out of the cave holding the piece of cloth. David told Saul although he could have killed him, he did not.

Forgiving his enemy was a sign of strength in David, not a weakness. For a short time, David lived in peace. But over time, Saul's anger grew, and he once again wanted to kill David.

David ran away from Saul for nine years. David left the country. Shortly afterwards, Saul and Jonathan were killed in a battle with the Philistines. Filled with sorrow because of the loss of the king and of his friend, David asked God, "Where shall I go now?"

God answered, "Move to the land of Judah, to Hebron." David obeyed and was anointed king in Judah. He was thirty years old at the time. He ruled as king for almost seven years. After many difficulties, the elders gathered and David became king of the whole of Israel. With the help of God, David and his army conquered the city of Zion.

It was given the name "David's City" and it is the city of peace. This town is known as Jerusalem. In Jerusalem, he reigned for 36 years over all of Israel.

Suggestions for the Teacher

Lead-In

Show the picture to the children. Discuss with them what they see. Ask what she/he may feel....

Let some of the children play the story in a role-play. Instruct them before.

Provide disguise / fancy dress and additional materials like a sword, a helmet, a piece of cloth...

Lesson Instructions

Begin telling the story...

Discuss with the children...

- What does David feel when he runs away from Saul? (He runs away from the problem.)
- Does David repay bad things with bad? (No. Twice David could have killed Saul.)
- Why does he not do so? (David honours the anointed of God.
He shows mercy towards Saul even though Saul has become his enemy.)

Have the children repeat...

- David spares Saul and becomes king.
- Despite their imperfections, God's servants and the church bring blessing.

Real-Life Application (explain the following)


- Did you ever want to run away from a problem you were facing? How did you feel?
(Somebody who hit you, hurt you, ...)
- David did not repay bad things with bad. He had a good attitude.
- How can we show the same attitude?
- Why did God elect David? (He had special task to do: Make peace, build the temple...)
- God elected us. Not because we are special but because He has a task for each of us.
- What are these tasks? (Be examples in faith, testify for the return of Jesus, love our neighbour)

Repeat the Message

Fear of God prevents David from taking revenge.

KING SOLOMON'S WISDOM


1 Kings 3:3-14; 10:1-13



Contents

Message	God blesses those who are humble and God-fearing.
Learning Objectives	The children will learn: <ul style="list-style-type: none">■ King Solomon was aware that out of his own resources he was unable to govern the people properly. He humbly asked God for His help.■ God blessed Solomon because of his heart's disposition.■ King Solomon's heart disposition is an example for us.
Bible Text	1 Kings 3:3-14; 10:1-13

King Solomon's Wisdom



Solomon loved God with his whole heart. Solomon prayed and offered to God often. One night in a dream, God appeared to Solomon and said, "I will give you anything you ask."

Solomon replied, "Lord, You were kind to my father David. You have chosen me to be king over Your people. Grant me an understanding heart so that I may know the difference between good and evil when placing judgement over Your people."

God was pleased with Solomon and replied, "Since you did not ask for a longer life, or riches, or to end the life of your enemy, I will give you wisdom like no one before you. I will also give you everything that you did not ask for."

The fame of King Solomon's wisdom became well known.

Even the Queen of Sheba heard of his great wisdom in the name of the Lord. She travelled to Jerusalem with a great number of servants, spice, gold and precious jewels to test his wisdom. She talked with King Solomon and asked him difficult questions. There was nothing too difficult for him to answer. The queen was convinced King Solomon possessed great wisdom. She saw all the great riches he had, she said to him, "I received a report in my homeland about your wisdom. I came to see if it was true and half of what I see and hear was not told to me. I now know that your wisdom and wealth far exceed what I was told. Your men and servants who surround you are happy Blessed be the Lord your God who gave you all that you have."

The queen gave King Solomon one hundred and twenty talents of gold, spices and jewels. King Solomon was also generous to her and gave her all that she desired. Afterwards, she returned to her country with her servants.

King Solomon's Wisdom

Suggestions for the Teacher

Lead-In

Show the picture to the children. Discuss with them what they see. Ask what she/he may feel....
Let some of the children play the story of the two mothers in a role-play. Instruct them before.
Provide disguise / fancy dress and additional materials like 2 baby-dolls, sword, a crown.

Lesson Instructions

Begin telling the story...

Discuss with the children...

- If you could have anything in the world, what would it be?
- What does Solomon choose when God asks him? (Wisdom, not wealth)
- What does this mean? (Experience, knowledge, and fair judgement)
- How is his attitude? (He never forgets where his wisdom came from and praises God.)

Have the children repeat...

- King Solomon humbly asked God for His help to govern the people properly.
- God blessed Solomon because of his heart's disposition.
- King Solomon's heart disposition is an example for us.


Real-Life Application (explain the following)

- Solomon's humble disposition is an example for us today.
- When we live our lives in a God-fearing manner and with a humble heart, God will bless us.
- What does this mean? (Follow His advice, adore Him, subdue our ideas under His will ...)

Repeat the Message
God blesses those who are humble and God-fearing.

ELIJAH AND AHAB


1 Kings 16:29-33; 17:1-7



Contents

Message	We believe in the One true living God.
Learning Objectives	The children will learn: <ul style="list-style-type: none">■ Elijah did not let Ahab and Jezebel influence his belief in God.■ We should not have other gods.■ We should not bow down to other gods.
Bible Text	1 Kings 16:29-33; 17:1-7

Elijah and Ahab



One day Elijah went to King Ahab and warned him, "As the Lord-the God of Israel-lives, whom I serve, I tell you there will be no dew or rain in the next few years except at my word!"

God then spoke to Elijah and said, "Go eastward and hide at the brook of Cherith. I have ordered the ravens to feed you and you can drink from the brook."

Elijah did what God told him to do. He went to the place where the Lord had sent him. The ravens brought him bread and meat in the mornings and evenings. He also drank from the brook of Cherith.

After a while, the brook dried up and God told Elijah to travel to Zarephath.

Ahab was the king over Israel. King Ahab married Jezebel from Sidon. She brought her gods and prophets with her from her homeland. One of the gods was Baal. Not long after, Jezebel persuaded King Ahab to worship Baal as well. They believed that Baal ruled over heaven and earth. They built temples and altars for their god.

Suggestions for the Teacher

Lead-In

Show the picture to the children. Discuss with them what they see. Ask what she/he may feel....

Let some of the children play the story in a role-play. Instruct them before.

Provide disguise / fancy dress and additional materials like an idol, a crown.

Lesson Instructions

Begin telling the story...

Discuss with the children...

- Why do you think Elijah goes to King Ahab? (Ahab allows his wife to worship a false god.)
- What makes it so difficult for them to remain faithful to God?
(The idols are made visible in magnificent temples, statues and images.)
- Ahab worships Baal and is a bad example for the Israelites.
- Why does God send ravens to Elijah with food? (God helps Elijah because he serves Him.)
- What does Elijah do? (He remains steadfast. He obeys God.)

Have the children repeat...

- Elijah did not let Ahab influence his belief in God.
- We should not bow down to other gods.

Real-Life Application (explain the following)

- Ahab worshipped idols. In our time, there are a lot of strange idols too.
- What are idols today?
(Things which draw us away from God. They may not be bad.
However, if we spent more time with them than with God, they can draw us away from God.)
- What are examples for this?
(We only use time for pleasure, parties, social media, we imitate stars more than our parents)
- We shall only worship God our heavenly Father.

<p style="text-align: center;">Repeat the Message We believe in the One true living God.</p>
--

ELIJAH AND THE WIDOW


1 Kings 17:8–16



Contents

Message	God wonderfully provides and cares for us when we trust in Him.
Learning Objectives	The children will learn: <ul style="list-style-type: none">■ God provides and cares for us even when it seems impossible.■ God blesses those who give to Him first.
Bible Text	1 Kings 17:8-16

Elijah and the Widow



The woman said to him, "I do not have any bread, just a handful of flour in my pot and a little oil in a jug. I have gathered some wood. I am going home to prepare something to eat for my son and me. I will use the flour and oil that is left. Then we will die."

Elijah said to her, "Do not be afraid. Go and do as you have said. But first, make something for me. Then you can make something for yourself and your son. God promises you that the flour in your pot shall never be used up and the jug of oil will never be empty until the Lord allows it to rain again."

She did as Elijah asked of her. And Elijah, the widow and her son had something to eat every day. As long as the drought lasted, there was always flour in the pot and the jug of oil was never empty, just as God had promised.

For a very long time, there was no rain, which caused a great drought. Food was difficult to find. God instructed Elijah to go to Zarephath. When he arrived at the city gate, there was a woman gathering sticks. Elijah asked the woman, "Please bring me some water to drink." The woman went away. Elijah called after her, "Could I have a little bread as well, please."

Suggestions for the Teacher

Lead-In

Show the picture to the children. Discuss with them what they see. Ask what she/he may feel....

Let some of the children play the story in a role-play. Instruct them before.

Provide disguise / fancy dress and additional materials like boxes with flour, salt, oil.

Lesson Instructions

Begin telling the story...

Discuss with the children...

- How does Elijah feel as he enters the city? (He is tired and hungry.)
- How does the widow feel when Elijah approaches her? (She and her son are going to die.)
- Why does she want to die? (Because she only has enough oil and flour to make one bread.)
- What does Elijah promise the widow? (The oil and flour will last throughout the drought.)
- Why do you think the woman agrees to feed Elijah first? (She trusts Elijah's promise.)

Have the children repeat...

- God provides and cares for us even when it seems impossible.
- God blesses those who give to Him first.

Real-Life Application (explain the following)

- Elijah trusted God would provide for him. The widow trusted Elijah.
- When we fully trust God and give to Him first, He will provide and care for us.
- Give examples for this out of your personal experience.

<p style="text-align: center;">Repeat the Message God wonderfully provides and cares for us when we trust in Him.</p>
--

ELIJAH ON MOUNT CARMEL

1 Kings 18:1–2, 16–39



Contents

Message	We should have the courage to acknowledge God despite what others believe.
Learning Objectives	The children will learn: <ul style="list-style-type: none">■ Elijah was able to show he worshipped the real God.■ We should have the courage to acknowledge God because our actions will cause others to see what we believe.■ There is only one, true God and He alone should be worshipped.
Bible Text	1 Kings 18:1-2, 16-39

Elijah on Mount Carmel



*t had not rained in three years. All the grass had died and all the rivers were dry. People did not have enough food. Then one day God told Elijah to go find King Ahab and tell him that it was time to find out who really was the one true God.

When King Ahab saw Elijah, he yelled, "It has not rained in three years. Everything is dying and it is all your fault."

Elijah replied, "No. I have not caused this. You disobeyed God. You prayed to Baal for rain instead of to God. Gather all your people and the prophets of Baal and meet me at the top of Mount Carmel." When all the prophets of Baal met Elijah on Mount Carmel, he stood before them and asked, "How long will you try to worship God and Baal at the same time? You must make a choice.

We are going to see whether Baal or the Lord is the one, true God. We will each build an altar and place pieces of a bull on it. Ahab's prophets can call on Baal. I will call on the Lord. The living God will answer by burning the sacrifice with fire."

Elijah let the Baal priests go first. There were hundreds of prophets of Baal. They built an altar as Elijah had told them and placed a bull on it. The prophets of Baal danced around the altar asking Baal to send down the fire. They shouted, "O Baal, answer us!" They did this all morning long.

At noon Elijah said, "Shout louder Maybe Baal is sleeping." The prophets kept shouting and dancing all day, but by evening, there was still no fire.

Then it was Elijah's turn. He rebuilt an altar with twelve stones, one for each tribe of Israel. Then he dug a large trench around the outside. He placed some wood on the rocks, then the pieces of bull. Finally, he told some people to fill four water jugs with water and pour them over the bull and wood. Then he told them to do it again. Then he told them to do it a third time.

Elijah also filled the trench with water. The altar was soaked and the trench was filled with water. Then Elijah stood in front of the altar and prayed. "O LORD, answer me, so these people will know that You, O LORD, are the one true God and that You are turning their hearts back to You again." Then the fire of the Lord came down and burned up the sacrifice, the wood, the stones and the soil around the altar.

When all the people saw this, they fell down on the ground and cried, "The Lord, He is God! The Lord, He is God!"

Suggestions for the Teacher

Lead-In

Show the picture to the children. Discuss with them what they see. Ask what she/he may feel...
Let some of the children play the praying of the Baal priests in a role-play. Instruct them before.
Provide disguise / fancy dress and additional materials like an altar with an animal (stuffed toy) ...

Lesson Instructions

Begin telling the story...

Discuss with the children...

- How long has it not rained in Israel? (3 Years)
- What is the result? (Not enough food and the rivers dry up)
- What happens when the Baal prophets pray to their god? (Nothing)
- What happens when Elijah calls on God? (Everything is consumed by the fire.)
- What can we say about Elijah's faith? (He has a rock-like faith. / He does not fear the prophets of Baal. / He is sure that God will answer his prayer for rain.)

Have the children repeat...

- Elijah was able to show he worshipped the real God.
- If we have the courage to acknowledge God, others will see what we believe.
- There is only one, true God. He alone should be worshipped.

Real-Life Application (explain the following)


- God helped Elijah wonderfully.
- God helps those who serve Him. He helps us, too.
- How do we serve him?
(E.g. we are invited to an event that occurs at the same time Sunday school takes place.)
- How do we answer? (We plan to go to Sunday school. We put God first.)

Repeat the Message

We should have the courage to acknowledge God
despite what others believe.

ELIJAH ON HIS WAY TO MOUNT HOREB


1 Kings 19:1–21



Contents

Message	God will always stand by those who serve Him.
Learning Objectives	The children will learn: <ul style="list-style-type: none">■ God strengthened His tired servant, Elijah, who worked very hard for Him.■ We should trust God at all times.■ We should serve God in all situations and He will strengthen us.
Bible Text	1 Kings 19:1-21

Elijah On His Way To Mount Horeb



Ahab told his wife Jezebel everything Elijah did and how he had all her prophets killed. Jezebel was very angry. She sent a message to Elijah that said she wanted to kill him. Elijah ran for his life. For a whole day, he ran, deep into the wilderness. Then he sat under a juniper bush. He wanted to die. He said, "That is enough, Lord. Take my life. I am no better than my predecessors." Then he lay down and slept under the bush.

As he lay there, an angel came. He shook Elijah and said to him, "Get up and eat!" Elijah looked around. There, right next to him, was a freshly baked loaf of bread and a jug of water.

When Elijah had eaten, he lay down again to sleep. Then the angel of the Lord came for a second time. Again he shook Elijah and said "Get up and eat. You have a long journey ahead of you."

Elijah got up. He ate and drank and when he felt stronger, he continued on his journey for forty days and forty nights. He walked until he reached Mount Horeb. There he found a cave and decided to stay in it overnight.

The Lord said, "Come out of the cave and climb the mountain. I want to see you." Then there was a strong wind that went up and down the mountaintop.

It ripped through the mountain and shattered the rocks. The Lord was not in the wind. After the storm, there was an earthquake. The Lord was not in the earthquake. After the earthquake there was fire. The Lord was not in the fire. And after the fire, there was a still, small voice.

When Elijah heard this, he covered his face with his cloak and stepped towards the entrance of the cave. Then a voice said to him, "What are you doing here, Elijah?" He replied, "I have worked hard for You, Lord. The Israelites have forsaken Your covenant, destroyed Your altars and killed Your prophets with a sword. I am the only one left."

The Lord said to him, "Go back, go to Damascus and anoint Hazael as king over Syria, and Jehu as king of Israel. Anoint Elisha as a prophet. He will take over after you."

Elijah on His Way to Mount Horeb

Suggestions for the Teacher

Lead-In

Show the picture to the children. Discuss with them what they see. Ask what she/he may feel....

Let some of the children play the story in a role-play. Instruct them before.

Provide disguise / fancy dress like a white garment of the Angel and bread and water.

Lesson Instructions

Begin telling the story...

Discuss with the children...

- Why does Elijah want to die?
(He feels forsaken. He fights for his God, but then he has to flee for his life.)
- How does God strengthen Elijah? (God sends an angel. He comforts him.)
- What does Elijah experience on Mount Horeb?
(A great wind. An earthquake. A fire and a soft voice.)

Have the children repeat...

- God strengthened His tired servant, Elijah, who worked very hard for Him.
- We should trust and serve God at all times.
- He will strengthen us.

Real-Life Application (explain the following)

- Did you ever hide from someone because you were afraid? (conflict with ...)
- When did your fear disappear? (When your father came whom you trusted and who helped you.)
- God comforted and strengthened Elijah, and spoke to him through an angel.
- How does God comfort and strengthen us?
(Through His word, experiences of faith, his nearness in our prayer ...)

Repeat the Message

God will always stand by those who serve Him.

ELISHA


2 Kings 2:1-18



Contents

Message	God uses various people as instruments to continue His work and equips them for this purpose .
Learning Objectives	The children will learn: <ul style="list-style-type: none">■ Elisha continued God's work after Elijah.■ If a person, for whatever reason, can no longer be active, God sees to it that His work continues through other people.
Bible Text	2 Kings 2:1-18

Elisha



*t was time for the Lord to take Elijah to heaven by a whirlwind. As Elijah and Elisha were leaving a place called Gilgal, Elijah asked his pupil to stay there. He then said, "The Lord wants me to go to Bethel."

Elisha replied, "I swear by my faithfulness to the living Lord and to you that I will not leave you."

When they arrived at Bethel many of the other prophets crowded around them. They asked Elisha, "Do you know that the Lord is going to take Elijah away from you today?"

Elisha replied, "Yes, I know."

Once again Elijah said to him, "Elisha, stay here. The Lord wants me to go to Jericho."

And again Elisha replied, "I swear by my loyalty to the living Lord and to you that I will not leave you.

"They went to Jericho. Once again some of the prophets came up to Elisha and asked him, "Do you know that the Lord is going to take Elijah away from you today?" Elisha replied, "Yes, I know."

And again Elijah said to him, "Elisha, stay here. The Lord wants me to go to Jordan."

Once again Elisha replied, "I swear by my faithfulness to the living Lord and to you, I will not leave you."

Fifty prophets watched Elijah and Elisha as they stood on the banks of the Jordan. Then Elijah took his cloak, rolled it up and struck the water. The waters divided and they were able to cross the river on dry land. When they reached the other shore Elijah said to Elisha, "Ask what I should do for you before I am taken away."

Elisha asked him, "Please give me a double portion of your spirit." Elijah replied, "You have asked for something difficult. If you can see me as I am taken away then your request will be fulfilled." They continued on, talking together. Then a flaming chariot with fiery horses appeared and a whirlwind took Elijah up to heaven. Elisha saw it. When he could no longer see Elijah, he ripped his clothes into two pieces. He picked up Elijah's cloak and returned to the river Jordan. He struck the water with the cloak, just as Elijah had done. Elisha said, "Where is the Lord, the God of Elijah?" The water divided so that he could walk through. The other prophets standing on the opposite bank saw this and said, "Elijah's spirit is now with Elisha." The prophets walked towards Elisha. They fell down before him because they knew that he was the successor of Elijah. For three days, fifty men searched for Elijah but they could not find him.

Suggestions for the Teacher

Lead-In

Show the picture to the children. Discuss with them what they see. Ask what she/he may feel....

Let some of the children play the story in a role-play. Instruct them before.

Provide disguise / fancy dress and additional materials like a cloak, a bowl of water...

Sing with the children an appropriate song like "Swing low sweet chariot".

Lesson Instructions

Begin telling the story...

Discuss with the children...

- Why do you think Elisha wants to go with Elijah, even though he asks him to stay behind? (Elisha is asking Elijah to give him what he needs to continue God's work.)
- What does Elisha ask Elijah? ("Please give me a double portion of your spirit.")
- How does Elijah disappear? (A chariot with fiery horses appeared and took Elijah up to heaven.)
- What miracle happens then? (Elisha strikes the water with the cloak, just as Elijah has done.)

Have the children repeat...

- Elisha continued God's work after Elijah.
- If a person can no longer be active, God elects another to His work.


Real-Life Application (explain the following)

- What happens after a minister retires? (God needed someone else to continue His work.)
- Who chooses him? (God He equips him with what he needs.)

Repeat the Message
God uses various people as instruments to
continue His work. He equips them for this purpose.

NAAMAN


2 Kings 5



Contents

Message	If we do what God tells us through His servants, we can receive salvation.
Learning Objectives	The children will learn: <ul style="list-style-type: none">■ How a young Israelite girl kept and professed her faith despite the way she was taken from her home.■ In order to be saved, we must believe in Jesus Christ and in His teaching.■ We must battle against our old nature without ceasing.
Bible Text	2 Kings 5

Naaman



As Elijah's successor, Elisha had the power to do many things. This power he showed to everyone, even people who did not believe in God.

Naaman was a great commander for the King of Syria. One day, he became very sick with leprosy. He tried everything to get well but his body would not heal. A young servant girl from Israel lived in Naaman's house. Although she was taken from her family, she still wanted to help the commander. She told Naaman's wife that Elisha was a prophet of God and he could help her husband.

Naaman went to the King of Syria and told him that his servant believed Elisha could heal him.

The King of Syria agreed to send a letter to the King of Israel. Naaman took the letter and travelled to Israel. When he arrived, Naaman met with the King and gave him the letter. The king read it. Although the king had power and riches, he did not possess the power to heal Naaman. The king did not know what to do.

Elisha heard that the king was upset and told him to send Naaman to him.

Naaman travelled to Elisha's house. When he arrived, Elisha did not meet him. Instead, Elisha sent a messenger who told Naaman, "Go to the Jordan River and wash in it seven times. If you do this you will be healed."

Naaman was angry, "Why does Elisha not meet me? If he has such great power, can he not call on his Lord and heal me? The rivers in Damascus are much cleaner, I should be able to bathe in them and be healed." He went away very angry.

One of Naaman's servants asked him, "If you were told to do something great, you would have done it. Why is it so difficult to believe that if you wash in the Jordan River, you will be healed?" Naaman's servant convinced him to listen to the prophet's instructions. He went to the Jordan River and dipped in it seven times as he was instructed by the man of God.

Afterwards, he was healed! The sores all over his body were gone.

Suggestions for the Teacher

Lead-In

Show the picture to the children. Discuss with them what they see. Ask what she/he may feel....

Let some of the children play the story in a role-play. Instruct them before.

Provide disguise / fancy dress and additional materials like a bowl with dirty water....

Lesson Instructions

Begin telling the story...

Discuss with the children...

- What is the sickness of Naaman? (Leprosy)
- Who tells Naaman's wife about the prophet Elisha? (A young servant girl from Israel)
- Would you have helped the commander if you were the young girl?
- What does Elisha advise the commander? (Go to the Jordan River and wash in it seven times.)
- What does the commander feel when he receives these instructions? (He is angry.)
- Naaman has to believe in the message and set aside his own will and personal feelings.

Have the children repeat...

- A young Israelite girl kept her faith despite the way she was taken from her home.
- In order to be saved, we must believe in Jesus Christ and in His teaching.
- We must battle against our old nature without ceasing.

Real-Life Application (explain the following)

- What can we learn from Naaman?
(We should believe in the power of Jesus and His teachings; we should follow Jesus' messengers today even if we struggle with what we are told.)

Repeat the Message

**If we do what God tells us through His servants,
we can receive salvation.**

KING HEZEKIAH

2 Kings 18:1-7; 20:1-11



Contents

Message	God is pleased when we fight for Him.
Learning Objectives	The children will learn: <ul style="list-style-type: none">■ King Hezekiah turned God's people away from idol worshipping and back to God.■ King Hezekiah fulfils the will of God with all of his heart.■ We should make a stand for God's will and His commands regardless of what others may think.
Bible Text	2 Kings 18:1-7; 20:1-11

King Hezekiah



Hezekiah was twenty-five years old when he became king. He was ruler over his kingdom for twenty-nine years. All over the country, the people were worshipping idols at that time.

The kings before Hezekiah tolerated this.

The people even worshipped a bronze snake, which Moses had made in the wilderness. Hezekiah, though, decided to put an end to all this idolatry.

King Hezekiah gave the order to tear down all the altars and idols. He broke the bronze snake into thousands of pieces. He repaired and cleaned out the temple so that people could worship God again.

This pleased God. God blessed Hezekiah and gave him victory over Sennacherib, king of Assyria.

A while later King Hezekiah became very ill. The prophet Isaiah came to him and told him that he was going to die very soon. Hezekiah listened to the prophet and began to cry. He always tried to do God's will. He prayed to God, he did not want to die.

Isaiah had just left Hezekiah when God told him to turn around and go back to the king. God told Isaiah to tell Hezekiah, "God has seen your tears and has heard your prayers. You will not die. In three days you will be well again and God will give you fifteen more years to live."

King Hezekiah recovered from his illness and lived another fifteen years.

Suggestions for the Teacher

Lead-In

Show the picture to the children. Discuss with them what they see. Ask what she/he may feel....

Let some of the children play the story in a role-play. Instruct them before.

Provide disguise / fancy dress and additional materials like a crown made of paper, blanket, pillow....

Lesson Instructions

Begin telling the story...

Discuss with the children...

- Why do King Hezekiah's actions please God? (He knows that it is wrong to worship idols).
- What is his intention? (He tries to fulfil the will of God with his whole heart.)
- What does God grant Hezekiah in his sickness? (God gives him fifteen more years to live.)

Have the children repeat...

- King Hezekiah turned God's people away from idol worshipping and back to God.
- King Hezekiah fulfils the will of God with all of his heart.
- We should act likewise regardless of what others may think.

Real-Life Application (explain the following)

- King Hezekiah fought to eliminate the idol worshipping.
- God is pleased when we fight for Him. (Give examples)

<p style="text-align: center;">Repeat the Message God is pleased when we fight for Him.</p>

JOB

Job 1–42



Contents

Message	We trust God even when bad things happen to us.
Learning Objectives	The children will learn: <ul style="list-style-type: none">■ Because of Job's faith, he continued to trust God.■ We trust that God knows and does what is best for us even in uncertain circumstances.
Bible Text	Job 1- 42

Job



There was once a man called Job who lived in Uz. He was honest and obeyed God's commandments. God blessed Job with seven sons and three daughters. He was very rich. Richer than any other man living in the area.

One day Satan said to God, "Job has everything a man could want. Do you think he would still be God-fearing if You took away all of his wealth?" So God gave Satan permission to test Job. God agreed that Satan could take away all of Job's possessions, but he was not allowed to harm Job in any way. This test would tell whether Job truly loved God, even in a difficult time.

A messenger came to Job and told him, "Thieves have taken all your oxen and donkeys from the fields and killed all of your servants. I was the only one to escape." A second messenger arrived and said,

"Fire has fallen from the sky and burned your sheep and servants. Only I managed to escape." Another messenger rushed up, and told Job, "The Chaldeans have taken your camels away and killed your servants."

Then another messenger arrived and said, "Your sons and daughters were having a party. During the party a storm arose and the house was destroyed. All your children are dead."

Job stood up, tore his clothing, shaved his head, and fell to the ground, "I had nothing when I was born and I can take nothing with me when I die.

The Lord gives and the Lord has taken away. Praise the name of the Lord!" Job passed the test He did not turn away from God.

But Satan was not satisfied. Again he spoke to God and said, "Job will not remain God-fearing if you take away his health " So God gave him permission to take away Job's health. Satan was not allowed to take away Job's life though.

Within days, Job's body was covered in boils from head to toe. His wife asked him, "Are you still clinging to your faith? Turn your back on God." Job said to her, "We have accepted all the good things from God, so therefore we must also accept the bad things." He did not say one word against God. Job remained God-fearing. Three friends came to comfort Job; they hardly recognised him anymore. Seven days and seven nights they sat with him. They sat in silence and felt very sorry for him. Then Job began to speak again. He cursed the day he was born. If he was dead he would not have to suffer so much misfortune.

His friends thought that he must in some way be responsible for his own misfortune. They said, "God is just. He does not allow the innocent to suffer."

They told Job he should repent and ask for forgiveness. Then God would look favourably on him again. Job was not aware that he had done anything wrong. He began to argue with God. He challenged God and demanded justice and wanted Him to acknowledge that he had done nothing wrong. A storm came and God replied to Job's accusations. "Where were you when I created the world?"

God asked him. "Were you there when snow was made? Can you make lightning?"

Is there anything that can compare with this?" God wanted to show Job that He alone had created everything and that He Himself looked after His whole creation.

Then Job realised again how great God was. God ruled over the world with wisdom and with kindness, even if Job was not always able to recognise God's goodness. Job placed himself in God's hands. He brought a sacrifice to God and prayed for his friends. Job had again passed the test. God was pleased and blessed Job with twice as much as he had before.

Suggestions for the Teacher

Lead-In

Show the picture to the children. Discuss with them what they see. Ask what she/he may feel....
Let some of the children play the story in a role-play. Instruct them before. Provide disguise / fancy dress and additional materials like a blanket, a pillow, ...

Lesson Instructions

Begin telling the story...

Discuss with the children...

- What does God permit Satan to do? (To test the faithfulness of Job)
- What is the 1st test? (Thieves take all his oxen from the fields and kill all his servants.)
- What is the 2nd test? (All his children are killed by a storm during a party.)
- What was Job's response?
(The Lord gives and the Lord has taken away. Praise the name of the Lord!)"
- What happens last? (Job becomes very sick.)
- How does Job react? (Job places himself in God's hands. He brings a sacrifice to God.)
- What is the end? (God is pleased. He blesses Job with twice as much as he had before.)

Have the children repeat...

- Because of Job's faith, he continued to trust God.
- We trust that God knows and does what is best for us.

Real-Life Application (explain the following)

- Sometimes the circumstances make us doubt and pull us away from God.
- What can this be? (Sickness, failure, misfortune...)
- When we wrestle to remain close to God, He is with us always.

Repeat the Message

We trust God even when bad things happen to us.

PROPHETS ISAIAH AND JEREMIAH

Isaiah 9; Jeremiah 1:4-10; 36-40



Contents

Message	God's word should be cherished.
Learning Objectives	The children will learn: <ul style="list-style-type: none">■ What a prophet is.■ Isaiah predicted the birth of Christ.■ What Jeremiah told the Israelites concerning God's plan.
Bible Text	Isaiah 9; Jeremiah 1:4-10; 36-40

Prophets Isaiah and Jeremiah



The Old Testament prophets were spokespersons for God. In His name, they announced or predicted future events and conveyed messages from God to His people. They warned people about their sins and advised them to live their life according to God's law and will.

They often cautioned the people of Israel to turn away from sin and to repent. They also foretold the various stages of God's plan of salvation up to its completion.

There are a number of prophets in the Old Testament. Some were called by God to complete a single task. The most significant prophets in the history of the people of Israel, because they were active prophets throughout their life, were Jeremiah and Isaiah.

Isaiah the Prophet

The prophet Isaiah lived in Jerusalem. Isaiah was a man of vision for his time and the future. He warned the people of Judah that they had become terrible in their ways and urged them to return their ways back to what was acceptable by God. Many centuries before Jesus' birth, Isaiah predicted the humble birth of Jesus, His suffering, and His death. He even prophesied and wrote about future things.

Jeremiah the Prophet

The prophet Jeremiah lived close to Jerusalem. His father was a priest, God called him to deliver messages to the people. Jeremiah warned the people of Jerusalem to stop worshipping idols and to love and obey God. However, the people did not listen to Jeremiah. Despite what the people did, God continued to love them. God told Jeremiah to write His words on a scroll.

Prophets Isaiah and Jeremiah

Suggestions for the Teacher

Lead-In

Show the picture to the children. Discuss with them what they see. Ask what she/he may feel....

Lesson Instructions

Begin telling the story...

Discuss with the children...

- What is a prophet? (“Prophesying” means “predicting” and “announcing”.)
- What are highlights from Isaiah’s life?
 - He warns the people to come back to God.
 - He has visions for his time and the future.
 - He predicts the birth of Jesus, His suffering, and death.
- What are highlights from Jeremiah’s life?
 - He grows up in a village close to Jerusalem.
 - God calls him to deliver messages to His people.
 - God tells him to write down everything He tells him on a scroll.

Have the children repeat...

- Prophets were spokespersons for God. They announced future events.
- Isaiah predicted the birth of Christ.
- Jeremiah revealed the Israelites God’s plan.

Real-Life Application (explain the following)

- All the events the prophets predicted happened.
- Knowing what Isaiah said about Jesus’ life and death and how it happened, we should believe that what He predicts about our future will also come true.
- What did Jesus predict about our future? (His return, wedding in heaven, ...)

Repeat the Message
God’s word should be cherished.

DANIEL AND HIS FRIENDS

Daniel 1:1-21



Contents

Message	When we keep God's will in our heart, we will experience His help.
Learning Objectives	The children will learn: <ul style="list-style-type: none">■ Daniel and his friends did what God wanted them to do■ God helps us in situations in which we must prove ourselves.■ God gives His wisdom to those who ask.
Bible Text	Daniel 1:1-21

Daniel and His Friends



Four sons of noble Jewish families, Daniel, Shadrach, Meshach and Abednego, were taken captive to Babylon. Babylon was a city far from Israel. The king wanted them to become counsellors at his court.

The king set aside a portion of the food and wine that was prepared for him and gave it to Daniel and his friends. The king also gave Daniel and his friends special training so that they could serve him. Daniel did not want to eat the food or drink the wine of the king because eating such delicacies was against Jewish customs. Daniel promised himself that he would not do something against the Jewish custom. Daniel also told the chief servant that he would not eat or drink what was being given to them.

God helped Daniel find favour and goodwill with the chief servant. Concerned he told Daniel, "I am afraid of what the king may do to me if he sees you become unhealthy compared to the other young men your age. The king may harm me."

Daniel asked the servant, "Over the next ten days, give us vegetables to eat and water to drink. At the end of this test, examine and compare us to the other young men who are eating the king's food. You can decide at that time what is best for us."

Over the next ten days Daniel, Shadrach, Meshach and Abednego ate vegetables and drank water. At the end of the test, they appeared healthier than all the young men who ate the king's food.

God gave Daniel, Shadrach, Meshach and Abednego wisdom, knowledge and skills that made them stand out from the other scholars at the king's palace. Daniel also had a special understanding of dreams.

At the end of their training, the king asked they be brought before him. The king interviewed them. He found their wisdom and understanding ten times better than everyone else who served in his kingdom.

Suggestions for the Teacher

Lead-In

Show the picture to the children. Discuss with them what they see. Ask what she/he may feel....

Let some of the children play the story in a role-play. Instruct them before.

Provide disguise / fancy dress and additional materials like meat, wine, vegetables....

Lesson Instructions

Begin telling the story...

Discuss with the children...

- How many of the Ten Commandments can you remember?
- What do Daniel and his friends refuse to do? (To eat the food or drink the wine of the king)
- Why does God help Daniel and his friends? (Because they live according to God's laws)
- How does God bless them?
(Their wisdom and understanding was ten times better than anyone else's.)

Have the children repeat...

- Daniel and his friends did what God wanted them to do.
- God helps us in situations in which we must prove ourselves.
- God gives His wisdom to those who ask.

Real-Life Application (explain the following)

- Daniel is an example for us today.
- Who can describe a situation in which you may have to prove your faith to others?
- What may we do in such situations? (Ask ourselves how Jesus / our Apostle would react.)
- When we keep God's will in our hearts, He will also help us.

<p style="text-align: center;">Repeat the Message When we keep God's will in our heart, we will experience His help.</p>

DANIEL AND BELSHAZZAR

Daniel 5:1-29



Contents

Message	God will never forsake those who place their trust in Him.
Learning Objectives	The children will learn: <ul style="list-style-type: none">■ Daniel possessed the wisdom to decipher the writing on Belshazzar's wall.■ Like Daniel we live in a world where we face many difficulties; however, if we trust God, He will help us.
Bible Text	Daniel 5:1-29

Daniel and Belshazzar



King Belshazzar gave a great feast. He celebrated with a thousand of his mightiest lords. When he was drunk, he commanded his servants to bring the vessels of silver and gold that his father, King Nebuchadnezzar, had stolen from the temple in Jerusalem. The king and his guests drank wine out of these vessels and praised the gods that they had made out of gold, silver, brass, iron, wood and stone.

Suddenly a hand appeared out of nowhere and wrote on the wall of the king's palace. Belshazzar saw the hand and his face turned pale. He was so shocked that he could not move.

The king called out loudly, "Bring me my wise men, my scholars and magicians. If anyone can read this writing and tell me what it says, they will receive a garment of purple and a golden chain around their neck, and they will be the third most powerful man in my kingdom."

All the wise men came, but they could not read the writing or tell him what it meant. The king became more troubled.

Then Belshazzar's mother entered the banquet hall. She said, "Why are you so afraid? There is a man in your kingdom who bears the Spirit of the Holy God. Your father, Nebuchadnezzar, set him above all the wise men, magicians and astrologers. His name is Daniel. Call for him, and he will tell you what that writing says."

When Daniel arrived, the king said, "My wise men and scholars cannot tell me what this writing means. If you can read this writing and tell me what it says, you will receive a garment of purple and a golden chain, and you will become the third most important man in my kingdom." Daniel said, "Keep your gifts and give them to someone else.

I will read this writing to you and tell you what it says. God the Almighty gave your father a kingdom with power, glory and majesty, and all the nations were afraid of him. When he became proud, his throne was taken from him. You know all this, Belshazzar, yet you have not humbled yourself. You have raised yourself against God, the Lord of heaven.

You have fetched the vessels of God's temple and have drunk out of them, and praised your own gods which do not exist. But you have not honoured the living God. That is why he sent the hand that wrote these words. 'Mene, mene, tekel, upharsin'. This means, God has numbered the days of your kingdom (mene), you have been weighed in the balance and found wanting (tekel), and your kingdom has been divided and given to the Medes and the Persians (upharsin)."

That same night, King Belshazzar was killed.

Suggestions for the Teacher

Lead-In

Show the picture to the children. Discuss with them what they see. Ask what she/he may feel...

Let some of the children play the story in a role-play. Instruct them before.

Provide disguise / fancy dress and additional materials like a poster with the sentence:

"Mene, mene, tekel, upharsin".

Lesson Instructions

Begin telling the story...

Discuss with the children...

- What happens on the feast of King Belshazzar?
(A hand appears out of nowhere and writes on the wall.)
- What does the King do? (He asks all wise men and finally Daniel to tell him the meaning.)
- What happens? (God reveals the meaning unto Daniel.)
- What does "Mene, mene, tekel, upharsin" mean?
 - God has numbered the days of your kingdom (mene),
 - you have been weighed in the balance and found wanting (tekel),
 - your kingdom has been divided and given to the Medes and the Persians (upharsin).
- Why does God help Daniel? (Because he pleads to and trusts in God)

Have the children repeat...

- Daniel possessed the wisdom to decipher the writing on Belshazzar's wall.
- Like Daniel, we live in a world where we face many difficulties.
- However, if we trust God, He will help us.


Real-Life Application (explain the following)

- Daniel and his friends prayed because of their fearful situation.
- We speak to the children about how prayer can help when we are afraid.

Repeat the Message
God will never forsake those who place their trust in Him.

DANIEL IN THE LIONS' DEN


Daniel 6



Contents

Message	We want to serve the Lord always, no matter what situation we find ourselves in.
Learning Objectives	The children will learn: <ul style="list-style-type: none">■ Despite remaining faithful, sometimes Daniel was placed in bad situations by others around him.■ God protected Daniel from the lions, and later from his enemies.■ We should pray for God's protection when we feel afraid.■ We reject that which is not consistent with the gospel.
Bible Text	Daniel 6

Daniel in the Lions' Den



When Darius became king, he appointed 120 satraps. Over them he placed three governors who were assigned to look after the king's property. Both the satraps and the governors were to help Darius run the country.

One of the governors was Daniel. The king appointed him to one of the highest positions in the land because of his exceptional ability. The other governors became jealous and began to plot against Daniel. They could not accuse him of doing anything wrong because Daniel was faithful and served God. This gave them an idea.

They went to King Darius and asked him, "Pass a law saying that for the next thirty days no one is allowed to praise another person or any god apart from you. Anyone who breaks this law should be thrown into the lions' den."

King Darius signed the decree.

Daniel heard about the new law. He was not going to stop praising his God. Just as before, he continued to pray to God three times a day. His enemies saw how Daniel continued to pray and went straight to the king and said, "King Darius, you have issued a decree saying that no one should praise another person or a god apart from you."

Darius replied, "Yes, I signed that decree."

Daniel's enemies reminded the king, "If anyone breaks this law, then he should be thrown into the lions' den." The king agreed with them. They told the king, "Daniel has already broken this law Three times a day he prays to his God." King Darius became very sad and tried to think of a way to help Daniel. By the time, the sun had set, he still had not thought of anything. Daniel broke the law and had to be thrown into the lions' den. Before Daniel was thrown into the den, Darius said to him, "I hope that your God will help you." A stone was placed over the opening of the lions' den and the king himself sealed it with his ring. Then the king went home. He could not eat or sleep because he was so worried about Daniel.

When morning came, Darius rushed to see if Daniel was alive. Darius called out to Daniel, "Are you still alive? Did your God help you?"

Daniel shouted out from the den, "Long live the king! My God sent an angel who held the lions' mouths shut, so that they could not hurt me!" Darius was happy again. He ordered that Daniel be released from the lions' den. Daniel was unharmed because he had trusted in God. As punishment, the king ordered that the men who had accused Daniel should be thrown into the lion's den. Everyone was then commanded to pray to Daniel's God because the king realised that He was the living God.

Suggestions for the Teacher

Lead-In

Show the picture to the children. Discuss with them what they see. Ask what she/he may feel....

Let some of the children play the story in a role-play. Instruct them before.

Provide disguise / fancy dress and additional materials like lion masks made of paper.

Lesson Instructions

Begin telling the story...

Discuss with the children...

- Why do the other governors want to harm Daniel? (They envy Daniel.)
- What is Daniel's motto? (He trusts in God. He obeys God more than the king.)
- What does the king feel when he hears that Daniel breaks the law? (He is sad.)
- How does Daniel shout from the den? (My God sent an angel who held the lions' mouths shut.)

Have the children repeat...

- Despite remaining faithful, sometimes Daniel was placed in bad situations by others.
- God protected Daniel from the lions and later from his enemies.
- We reject what is not consistent with the gospel.
- We pray for God's protection when we feel afraid.

Real-Life Application (explain the following)


- Daniel prayed to God daily. These prayers gave him strength. He experienced God's help.
- We also pray to God daily. This gives us strength and God is close to us.
- What do we pray?

Repeat the Message

**We want to serve the Lord always,
no matter what situation we find ourselves in.**

THE FIERY FURNACE


Daniel 2:49; 3:1-7, 13-19, 23-29



Contents

Message	When we remain faithful to God, we will experience His help.
Learning Objectives	The children will learn: <ul style="list-style-type: none">■ God sent an angel to protect Shadrach, Meshach, and Abednego.■ To have complete trust in God even when the consequences could be a personal disadvantage.■ We should only worship God.
Bible Text	Daniel 2:49; 3:1-7, 13-19, 23-29

The Fiery Furnace



Daniel became an important person in the king's court. He asked the king to put Shadrach, Meshach and Abednego in charge over the affairs of Babylon.

One day King Nebuchadnezzar had a large golden image made which was placed in Dura, a province of Babylon. The king called all the important people in the country together. He ordered the people to fall down and worship the image every time they heard horns, harps, trumpets, and all kinds of other instruments.

King Nebuchadnezzar decreed, "Anyone who does not worship the image will be thrown into the fiery furnace." When the horns sounded and the harps rang, everyone threw themselves down onto the ground before the image and worshipped it.

Shadrach, Meshach, and Abednego refused to worship the idol. Several men reported to the king, "Shadrach, Meshach, and Abednego are not following your orders. They do not honour your gods and they will not worship the golden image."

The king became very angry and had the three men brought to him. He threatened them, "If you refuse to worship the image, you will be thrown into the fiery furnace. And then we will see if your God helps you."

The three young men remained faithful to God. They said, "Our God can save us from the furnace and from you. Even if He does not, we will still not worship any other god." King Nebuchadnezzar had the furnace heated seven times hotter than usual. Shadrach, Meshach, and Abednego were chained and thrown into the furnace.

After a while, the king suddenly jumped up. Greatly disturbed he asked, "Did we not throw three men into the furnace? I can see four men walking about in the fire, free and unharmed!"

He went closer to the furnace and told Shadrach, Meshach, and Abednego to come out. They came out and not one hair was singed and their clothes were not burned. The king said, "Praise be to your God who sent His Angel. You trusted in Him and He saved you. From now on no one should make any hateful remarks about your God. Anyone who does will be punished. There is no other God who can save like this."

Suggestions for the Teacher

Lead-In

Show the picture to the children. Discuss with them what they see. Ask what she/he may feel....

Let some of the children play the story in a role-play. Instruct them before.

Provide disguise / fancy dress, a blanket for the protection of the three.

Lesson Instructions

Begin telling the story...

Discuss with the children...

- What do you think why Daniel's friends do not bow down before the statue?
(The first commandment says: "You shall have no other gods before Me".)
- What happens in the fiery furnace? (There are four men walking around in the fire.)
- Who is the fourth man? (God's Angel)
- Why is there an angel in the furnace? (To protect all)

Have the children repeat...

- God sent an angel to protect Shadrach, Meshach, and Abednego.
- We trust in God even when the consequences could be a personal disadvantage.
- We should only worship God.


Real-Life Application (explain the following)

- Shadrach, Meshach and Abednego did not let the people influence them in their worship.
- We also remain faithful.
- The angel protected the men in their difficulty.
- Angels also protect us today.
- Ask the children to tell experiences of how they were protected by an angel.

Repeat the Message
When we remain faithful to God,
we will experience His help.

JONAH


Jonah



Contents

Message	We should not hide when we are called by God to do a task.
Learning Objectives	The children will learn: <ul style="list-style-type: none">■ God calls people to perform certain tasks.■ We should not run away when God calls on us.■ God is gracious and forgiving.
Bible Text	Jonah 1-3

Jonah



God wanted to send the prophet Jonah to Nineveh because the people there were disobedient. Jonah was to preach God's message to them.

Jonah did not want to go to Nineveh, so he tried to run away. He boarded a ship that was going in the opposite direction. During the journey, a great storm arose. It seemed as if the ship was going to break into pieces.

The crew were frightened and everyone prayed to their own god for help. The captain woke Jonah, who was asleep below deck, "How can you sleep? Get up Pray to your God for help."

The sailors on the ship drew lots to see who was the cause of their trouble. Jonah's name was chosen.

Jonah told them that he was running away from God. He said, "I know that this storm has come about because of me. Throw me in the sea. Then the storm will die down."

The sailors threw Jonah overboard and the sea became calm. God sent a big fish that swallowed Jonah whole. For three days and three nights, Jonah was in the belly of the fish. It was dark. He was all alone and he was frightened. Jonah prayed. Now he would do whatever God wanted him to do. He knew it was wrong to run away. The big fish then spat him out on to land. Jonah was saved.

He went to Nineveh and warned the people. He told them that Nineveh would be destroyed in forty days. The people then turned to God and repented. When God heard the people repent, He did not destroy the city.

Suggestions for the Teacher

Lead-In

Show the picture to the children. Discuss with them what they see. Ask what she/he may feel....

Lesson Instructions

Begin telling the story...

Discuss with the children...

- Why is Jonah swallowed by the fish? (Jonah does not want to go to Nineveh; he tries to run away.)
- How does Jonah feel while he is in the belly of the fish? (Jonah repents what he did.)
- What is similar between Jonah and the people of Nineveh? (Both turn to God and repent.)

Have the children repeat...

- God calls people to perform certain tasks.
- We should not run away when God calls on us.
- God is gracious and forgiving.

Real-Life Application (explain the following)

- Ask the kids: What is your favourite place to hide?
- Do you think they can run away or hide from God? (No. He can see and find us everywhere.)

Repeat the Message

**We should not hide when we are called by God
to do a task.**

THE BIBLE

The Bible



Contents

Message	In the Bible, God tells us that He loves us and asks us to come to Him.
Learning Objectives	The children will learn: <ul style="list-style-type: none">■ Why we should read the Bible at home.■ How the Bible is used in the divine service.
Bible Text	The Bible

The Bible



One day, Arianna was looking for a book for her dad to read to her before bed. While looking at all the books on the bookshelf, she came across one she did not recognise. She took it off the bookshelf and carried it to her father who was reading a different book on the couch.

She asked, "Papa, what book is this?"

He glanced over the book he was reading and looked at the book she was holding. He quickly answered, "That is the Bible."

Arianna looked at the book and appeared puzzled, "What kind of book is that?" Her father told her to come sit on the couch with him.

He then explained, "The Bible is a collection of stories about God's activity, promises and commandments."

Arianna looked a little confused and asked, "Who wrote the Bible?"

Her papa explained, "God prompted people to write the Bible and He guided them on what to write."

Arianna thought really hard for a moment. Then she asked her papa, "The Bible is very old?"

Arianna's papa nodded his head and answered, "Yes, it is very old but we still use it today. When we read about people in the Bible who lived their lives in a way that pleased God and who followed Jesus' teachings, we receive spiritual strength. By reading these stories, we gain the wisdom to know how we can also live our lives in a way that pleases God. And we are reminded of how much God loves us. Just like the people in stories who come to Him through what they lived through, He also wants us to come to Him."

Arianna's papa opened the Bible and the pages fell open on 1 Samuel 17. He explained, "In this story, we read about how David defeated the giant Goliath. We can read how David believed God would help him defeat Goliath even though no one else believed it could be done."

In this story, and in many others, we are reminded that when we ask for God's help, He will help us if we believe in Him."

Arianna took the Bible from her papa and began looking through the pages.

Suggestions for the Teacher

Lead-In

Show the picture to the children. Discuss with them what they see. Ask what she/he may feel....

Lesson Instructions

Begin telling the story...

Discuss with the children...

- What is the Bible? (A collection of stories about God's activity, promises and commandments.)
- What would you find in a sports or animal book? (Information, stories, pictures of animals)
- What do we find in the Bible? (Stories about God's activity, promises and commandments)
- Show an example (1. Samuel 17: David and Goliath).
- Who wrote the Bible?
(God prompted people to write the Bible. He guided them on what to write.)

Have the children repeat...

- The Bible is a collection of stories about God's activity, promises and commandments.
- Each divine service is based on verses from the Bible.

Real-Life Application (explain the following)

- Why do we read the stories of the Bible?
(We gain the wisdom to know how we can also live our lives in a way that pleases God.)
- Why do we read the Bible today? (To learn: God helped His people because He loved them.)
- Ask a child to show the portion of the Old and the New Testament in the Bible.
- What do we find in the New Testament? (Stories about Jesus and revelations of our future)

Repeat the Message
In the Bible, God tells us that He loves us and
asks us to come to Him.

HOLY BAPTISM WITH WATER

Matthew 28:19-20



Contents

Message	Through Holy Baptism with water, we become closer to God.
Learning Objectives	The children will learn: <ul style="list-style-type: none">■ The significance of Holy Baptism with water and how it is dispensed.■ After they are baptised, they receive the name "Christian".
Bible Text	Matthew 28:19-20

Holy Baptism with Water



In the night, God sent Apostle Paul a vision. He saw a man from Greece pleading with him to come to Greece. Apostle Paul and his friends travelled by boat to the city of Philippi in Greece.

Apostle Paul preached at the river where the Jews gathered to pray. Amongst the people was a woman, named Lydia. She was a successful business woman. Lydia was a seller of purple, a very expensive red dye that was used to dye the garments of royalty. She was not Jewish but she worshiped God.

As she listened to Apostle Paul speak, God opened her heart to hear all that he had to say. Afterwards, Lydia and her entire household were baptised (Acts 16:9-15).

Christian Baptism was instituted after Christ's resurrection (The Great Commission in Matthew 28:19-20).

In the New Testament, entire households were baptised together (Acts 16:33; cf. also 16:15). It is from this example that the Christian tradition of baptising children has developed.

In the New Apostolic Church, Holy Baptism with water is dispensed by priestly ministers who are commissioned by the Apostles and with water consecrated in the name of the triune God.

The minister uses the consecrated water to make the sign of the cross three times on the forehead of the person being baptised. While doing this, the minister says, "I baptise you in the name of God the Father, the Son, and the Holy Spirit." Holy Baptism with water ends one's life of remoteness from God and marks the beginning of a life in Christ.

When an adult is baptised, they profess their faith and promise to align their lives with the will of God. When children are baptised, the parents or persons responsible for the religious upbringing of the children profess their faith on behalf of the children, and vow to raise the baptised child in accordance with the gospel. Teachers, and above all parents, instruct the children in putting this into practice in their life of faith.

Those who are baptised are entitled to partake in Holy Communion in the New Apostolic Church. Through Holy Baptism with water, an important change in the relationship between a human being and God occurs. We draw closer to God and become and become Christian. Holy Baptism performed in the name of the Trinity unites all Christians.

Suggestions for the Teacher

Lead-In

Show the picture to the children. Discuss with them what they see. Ask what she/he may feel....

Let some of the children play the Holy Baptism in a role-play. Instruct them before.

Provide disguise of minister, a baby-doll, an altar, chalice with water...

Lesson Instructions

Begin telling the story...

Discuss with the children...

- When was the Christian baptism instituted? (After Jesus' resurrection)
- Who was baptised in Lydia's household? (Parents and children. Likewise, we do it today.)
- What is different about someone after she/he is baptised?
(Holy Baptism with water changes a person's relationship with God.)
- What does this mean?
(We are closer to Him and become a Christian, a part of the church of Christ. He makes a covenant with us. Holy Baptism is one of the many things that unites all Christians.)
- What is a covenant? (An invisible bond with God. God promises to remain with us forever.)

Have the children repeat...

- Holy Baptism with water changes our relationship with God. We are closer to Him.
- By Holy Baptism we become a "Christian".

Real-Life Application (explain the following)

- What does the officiant do before the act of Holy Baptism? (He consecrates the water.)
- What sign does he do?
(He dips his finger into the water, makes the sign of a cross on the child's forehead three times.)
- What does he say? ("I baptize you in the name of God the Father, the Son, and the Holy Spirit.")
- What does God do through Holy Baptism?
(We draw closer to God. We become a part of the church of Christ. The original sin is washed away.)
- We want to keep this covenant with God.

<p style="text-align: center;">Repeat the Message Through Holy Baptism with water, we become closer to God.</p>
--

HOLY SEALING


Acts 8: 14-17



Contents

Message	We become children of God through the act of Holy Sealing.
Learning Objectives	The children will learn: <ul style="list-style-type: none">■ How Holy Sealing is performed.■ The significance of the act of Holy Sealing.■ Baptism with water together with Holy Sealing constitutes the birth of a child of God.
Bible Text	Acts 8: 14-17

Holy Sealing



George, Natasha, and their parents returned home from attending a divine service that was held by their Apostle. While they ate their lunch, they discussed what they remembered from the service. George was especially excited as he talked because he was able to hear and see the Apostle throughout the divine service. In the middle of the discussion, George asked his parents, "Why did the Apostle put his hands on the heads of everyone who stood in front of the altar?"

Their mother explained, "The Apostle laid his hands on the people so that they could be sealed."

Natasha looked a little puzzled, "Sealed? What does that mean?"

Their father answered, "The Apostle places his hands on someone so they can receive the gift of the Holy Spirit through the sacrament of Holy Sealing. When a person receives the Holy Spirit they are sealed and they become a child of God."

George asked, "Did the first Apostles seal people in the Bible?"

Their father explained, "It happened in the New Testament at Pentecost after the disciples received the Holy Spirit. Then a short time after Pentecost, Philip, who was a helper to the Apostles, went to Samaria. Many listened to what he said about Jesus and some were baptised. When the Apostles in Jerusalem heard that the people had accepted the word of God and were baptised, Apostles Peter and John went to them.

As the two Apostles travelled to Samaria they prayed that the people might receive the gift of the Holy Spirit. When the Apostles arrived they laid their hands on the people so that they could receive the Holy Spirit."

Natasha asked, "Have I been sealed?" Both their parents answered, "Yes!"

George smiled at his mother and said, "I am so happy that I was given the gift of the Holy Spirit when I was sealed!"

The family continued to discuss the divine service as they finished eating their dinner.

Suggestions for the Teacher

Lead-In

Show the picture to the children. Discuss with them what they see. Ask what she/he may feel....

Let some of the children play the Holy Sealing in a role-play. Instruct them before.

Provide disguise of a minister.

Alternatively ask who has a tribal scar on his cheek. What does this mean?

Lesson Instructions

Begin telling the story...

Discuss with the children...

- Did the first Apostles seal people in the Bible? (Yes. Apostle Peter and John in Samaria)
- What do you know about the Holy Sealing?
(The Apostle dispenses the Holy Spirit by the laying on of hands.)
- What is the result of this? (By receiving the Holy Spirit, one becomes a child of God.)
- Who are the Apostles in your district church?
- What must happen before somebody is sealed? (He/she must be baptised.)
- What does he/she vow? (To live a life according to the New Apostolic faith)

Have the children repeat...

- When the Apostles laid their hands on the people, the people received the Holy Spirit.
- Baptism with water together with Holy Sealing constitutes the birth of a child of God.

Real-Life Application (explain the following)

- Ask: Who has a tribal scar on his cheek? What does it mean? (Belong to a tribe)
- Holy Baptism is the prerequisite of Holy sealing:
Like a farmer who prepares the field before he plants the seed.
- What is the result of Holy Sealing?
(The life of God is planted in our soul. We belong to the family of God.
If we nurture the gift of the Holy Spirit, the nature of Christ will grow within us.)

Repeat the Message

We become children of God through the act of Holy Sealing.

HOLY COMMUNION



Contents

Message	Holy Communion is the central event of the divine service.
Learning Objectives	The children will learn: <ul style="list-style-type: none">■ What happens when Holy Communion is celebrated.■ Who is eligible to partake of Holy Communion.■ What prerequisites are necessary to partake of Holy Communion.
Bible Text	

Holy Communion



One Sunday morning after church, Alessandro and his aunt decided to walk home. They walked happily enjoying the warm sunshine. After a short time, Alessandro's aunt turned to him and asked, "I saw that you hesitated before you ate the Communion wafer today while we celebrated Holy Communion. What did you see?"

Alessandro paused for a moment before he replied, "I saw three red dots. I also noticed the wafer is very thin and breaks easily."

His aunt explained, "The three red dots are drops of wine and the wafer represents unleavened bread."

Alessandro looked puzzled and asked, "Why would there be wine in the wafer and why would the wafer be made with unleavened bread?"

His aunt explained, "Shortly before the Lord Jesus was crucified, He introduced Holy Communion to His disciples during the Passover meal. Jesus took bread, thanked God and gave it to His disciples. He told them that the bread was His body.

He also shared a cup of wine with them. Jesus told them that the wine was His blood which He would shed for the forgiveness of sins."

Alessandro looked puzzled again and asked, "How does a wafer with drops of wine forgive our sins?"

His aunt replied, "The wafer itself does not forgive your sins. The minister prepares the congregation for the celebration of Holy Communion. Then the congregation sings a song of repentance. Afterwards the congregation prays the Lord's Prayer together. Then the minister pronounces the forgiveness of sins and consecrates the Communion wafers so that the body and blood of Jesus are present when Holy Communion is celebrated. It is then that the wafers carry the power of the Son of God." She asked Alessandro, "Do you remember what the Priest said to you when he placed the wafer in your hand?"

Alessandro thought for a moment then replied, "He said, 'The body and the blood of Jesus given for you.'" Alessandro's aunt replied, "Yes! What it means is wherever the authorised Apostle ministry is active, the body and blood of Jesus is joined to the bread and wine in Holy Communion. We must believe in Jesus and His sacrifice before we take the wafer that is given to us. Anyone who has been baptised and believes in Jesus can partake of Holy Communion. When we celebrate Holy Communion, we are close to Jesus because He is with us. It also gives us the power and strength to fight against sin and become like Him. We are thankful for His great sacrifice."

As Alessandro and his aunt walked, he made a promise to himself that he would joyfully and gratefully take Holy Communion each time, in remembrance of the Lord Jesus.

Suggestions for the Teacher

Lead-In

Show the picture to the children. Discuss with them what they see. Ask what she/he may feel....

Let some of the children play the story in a role-play. Instruct them before.

Provide disguise / fancy dress of a priest, wafers, chalices....

Lesson Instructions

Begin telling the story...

Discuss with the children...

- What do we do before we receive Holy Communion? (We repent, receive forgiveness of sin.)
- What do you see on a Communion wafer? (The Greek letters alpha and omega; three red dots)
- What do the letters represent? (Alpha and Omega are the first and last letter of the Greek alphabet – Jesus is the beginning and the end.)
- What do the red dots and the wafer represent? (The body and the blood of Jesus)
- The body and blood of Jesus is joined to the bread and wine in Holy Communion.
- What does the priest say when the Communion wafer is placed into your hand?

Have the children repeat...

- In Holy Communion the body and blood of Jesus is joined to the bread and wine
- Before partaking in Holy Communion we repent.
- Repentance means we recognise what we have done wrong, we ask for forgiveness, and try to avoid doing it again.
- We gain eternal life by coming to the divine service and partake in Holy Communion.

Real-Life Application (explain the following)

- Imagine you play football with friends. One friend is hit by your ball at his head.
- What are the 3 steps of being reconciled?
(Recognise the wrong. Repent and be sorry. Try to avoid doing it again.)
- What is necessary to gain eternal life?
(Attend the Divine service to partake in Holy Communion regularly and worthily.)

<p style="text-align: center;">Repeat the Message Holy Communion is the central event of the divine service.</p>

PRAYER



Contents

Message	Children of God pray regularly
Learning Objectives	The children will learn: <ul style="list-style-type: none">■ Prayer is a way to speak to God and to draw near to Him.■ How and why we pray and the effects of our prayers.■ We can ask God for direction in our lives when we pray.
Bible Text	

Prayer



Prayer is an opportunity for us to feel close to God. Praying is described as the “breathing of the soul.” It is necessary for us to pray. We can experience a living faith when we pray. When we pray, we experience God’s presence and we believe that He hears, as well as answers, our prayers.

When we pray we humbly bow before God and allow the Holy Spirit to inspire a prayer within us. In the Sermon on the Mount, Jesus gave important instructions concerning prayer (cf. Matthew 6: 5–8).

We are not to make an outward show of prayer nor are we to use a lot of words. We may address God as “Father”. Prayers should come from the heart. We are not required to pray a certain way. The intensity of a prayer can be encouraged by closing one’s eyes, folding one’s hands, or kneeling.

By doing this we are taking ourselves out of the busy activity of daily life to pause and bow before God in humbleness.

As New Apostolic Christians, we are encouraged to begin and end our day with a prayer. We also may pray before meals. We may also turn to God throughout the course of the day in order to feel His nearness and seek His help. In the family circle, children learn to pray as well as to develop their own prayer life.

A prayer should include the following elements, and generally in this order: adoration and worship, thanks, petitions, and intercessions. Our knowledge of God’s greatness prompts us to worship and adore Him. We give thanks for everything that has been given to us spiritually through His word, grace and the sacraments. We should also give thanks for the gifts we receive in our natural lives (such as food, clothing and accommodation).

We bring all our concerns to God in our petitions. Such concerns may relate to strengthening our faith, angel protection, or help in daily life. The most important petition is with regard to the return of Christ and our longing to be accepted in grace at that moment.

When we intercede for another person we express our love towards our family or neighbour and even those in the beyond. We always close our prayer "in Jesus name. Amen."

Suggestions for the Teacher

Lead-In

Show the picture to the children. Discuss with them what they see. Ask what she/he may feel....

Let a boy make an emergency call to his mother with his mobile phone.

He had an accident with his bike. He asks her to come and help him. The line is occupied.

Explain: The line to God is never occupied, he is always available.

Lesson Instructions

Begin telling the story...

Discuss with the children...

- What do we do at the beginning of Sunday School or a divine service? (We pray)
- Why do we pray? (It is an opportunity to be close to God.)
- How do we pray? (Closing our eyes and folding our hands, in our own words, honest heart)
- What are the elements of our prayer? (Adoration, thanks, petitions, intercessions)
- Show examples: For whom do we intercede? How do we adore God?
- Where do we pray? (At home and in church)
- When do we pray? (In the morning, before meals, before bedtime, whenever the need arises)

Have the children repeat...

- Prayer is a way to speak to God and to draw near to Him.
- We can ask God for direction in our lives when we pray.

Real-Life Application (explain the following)

- Ask children to pray at the beginning and the end of a lesson
- We have to help them and help them to overcome the fear of praying in front of other people.

<p style="text-align: center;">Repeat the Message Children of God pray regularly.</p>
--

INTERCEDING FOR THE DEPARTED

Mark 2:1–12



Contents

Message	Our prayers for the souls in the beyond can help lead them to Jesus Christ.
Learning Objectives	The children will learn: <ul style="list-style-type: none">■ The soul and spirit of a human being lives on after physical death.■ Human beings who are faithful to Jesus Christ are close to God in the beyond.■ God wants to help all people both the living and dead.
Bible Text	Mark 2:1-12

Interceding for the Departed



Each person is both a physical being and a spiritual being.

The human body is mortal and can die. Our bodies, which were taken from the earth, are returned to the earth when we die (cf. Genesis 3:19).

However, our soul and spirit are immortal and live on after we die. What a person experienced, felt, believed, and thought continues to exist after their death. When someone dies their soul and spirit enter the realm of the dead (or the beyond).

The condition of the souls in the beyond depends on how close they were to God on earth. A person's soul does not change because they died.

The departed can become very aware of the condition of their soul. Souls in the beyond who never heard of the gospel, who never had their sins forgiven, and who never received any of the sacraments, or who have turned away from God, for example, are distant from Him.

This condition can only be overcome through belief in Jesus Christ and His sacrifice and by receiving the sacraments. We can help them through our prayers that intercede on their behalf.

When we remember and pray for loved ones or friends who have died, our prayers can help lead them to Jesus Christ.

Interceding for the Departed

Suggestions for the Teacher

Lead-In

Show the picture to the children. Discuss with them what they see. Ask what she/he may feel....

Let three children play the dispensing of Holy Communion for the departed in a role-play.

Instruct them before.

Provide disguise of ministers, Holy Communion chalices, wafers.

Lesson Instructions

Begin telling the story...

Discuss with the children...

- What happens to someone's soul when they die? (Our soul and spirit live on after we die.)
- How does the souls live? (It depends on how close they were to God while they lived on earth.)
- How can they come closer to God? (If they believe in Jesus Christ and receive the sacraments.)
- How can we help them? (Through our prayers that intercede on their behalf.)
- Review the lesson from the Syllabus – The Paralysed Man.
Explain how his friends helped him to come to Jesus.
- What happens in a divine service for the departed?
(The chief/district Apostle dispenses the 3 sacraments for the departed souls.
Two ministers receive them on behalf of the departed.)

Have the children repeat...

- Our soul and spirit live on after physical death.
- If we are faithful to Jesus Christ, we are close to God in the beyond.
- God wants to help all people both the living and dead.

Real-Life Application (explain the following)

- Ask the children if they know of anyone who has died.
- Do they know any historical figures or people who were recently in the news etc.?
- Do they know people who may not have believed in God before they died?
- God's love is for everyone. He wants to save all people.
- We can pray for all. We exclude no one.

<p style="text-align: center;">Repeat the Message Our prayers for the souls in the beyond can help lead them to Jesus Christ.</p>
--

LIVING APOSTLES TODAY

John 20:21



Contents

Message	The Apostles are commissioned by Jesus to work as His messengers and representatives.
Learning Objectives	The children will learn: <ul style="list-style-type: none">■ Apostles today are sent to proclaim God's word and dispense the sacraments.■ Apostles today are sent by Jesus to teach the Gospel of Jesus and prepare His people (the Bride of Christ) for His return.■ When we behave more like Jesus, we are proof of the Apostle's ministry.
Bible Text	John 20:21

Living Apostles Today



Before Marley went to sleep, her grandpa told her a story from the children's Bible. The story he chose was about the Lord Jesus. After he finished reading, Marley's grandpa prayed with her and wished her good night. As he was about to leave the room, Marley asked, "You know grandpa, it is a great pity that the Lord Jesus is no longer alive. He did so many wonderful things and was so kind to everyone."

Her grandpa replied, "Yes, Marley, you are quite right. You see, when Jesus returned to His Father in heaven, many people were very sad, especially His friends, the disciples. They felt exactly the same way you do. The Lord Jesus told them that He was going home to His Father and He would send them the Holy Spirit so that they could continue His work and represent Him on earth.

Jesus also told them they should go to all the people to teach and to baptise with water. Apostles are active today. They carry on the work, which was started by the Lord Jesus and the first Apostles. We should be very grateful that God has once again given us living Apostles "

Marley replied, "Jesus must love us very much, otherwise He would not have given us Apostles."

Grandpa responded, "You are right. The Lord loves everyone. He would like all people to be helped and saved. For this reason He has given us Apostles who work and labour for Him. The Apostles prepare us for that day when Jesus Christ will return to take us with Him."

Marley asked, "Does the Apostle know when the Lord Jesus will come?"

Grandpa responded, "No, not even the Apostles know that. But our Apostle said recently that the Lord Jesus will come soon. That is why we have to be prepared to receive Him at any time. We must not forget to pray for our Apostle. The Lord Jesus has given him a very important task. To fulfil this task, he constantly needs our prayers."

Afterwards Marley and her grandpa pray once more for their Apostle, the Chief Apostle and all the other Apostles in the world.

Suggestions for the Teacher

Lead-In

Show the picture to the children. Discuss with them what they see. Ask what she/he may feel....
Show them pictures with our Apostles and the Chief Apostle in the Community magazine.

Lesson Instructions

Begin telling the story...

Discuss with the children...

- Can you name some men Jesus called to be His Apostles? (Peter, John, ...).
- What did Jesus say to the Apostles before He ascended to be with His Father?
(Go to all the people to teach and to baptise them.)
- Do they still live today? (No, Jesus has given us Apostles today. They work in His name.)
- What is the main task of the Apostles today?
(They help us preparing ourselves for the return of Jesus.)
- How do they do it?
(They preach, baptize, seal, forgive sins, dispense Holy Communion, ordain ministers,...)

Have the children repeat...

- Apostles today are sent to proclaim God's word and dispense the sacraments.
- They are sent by Jesus to teach the Gospel and prepare us for His return.

Real-Life Application (explain the following)

- Each child of God has an Apostle. He works by the commission of Jesus.
- Do you know your Apostle? What is his name? Where does he live?
- If possible, we show the children a photograph of their Apostle.
- How can we help the Apostles today?
(We behave more like Jesus. We become proof of the Apostles' teaching and authority.)

Repeat the Message

The Apostles are commissioned by Jesus to work as His messengers and representatives (ambassadors).

NEW APOSTOLIC CREED: ARTICLES OF FAITH

Romans 10:9



Contents

Message	We should live our faith according to the New Apostolic Creed.
Learning Objectives	<p>The children will learn:</p> <ul style="list-style-type: none"> ■ There are Ten Articles of Faith. ■ The New Apostolic creed summarises what is essential to the New Apostolic doctrine. ■ They can refer to the Ten Articles of Faith when they explain what they believe to someone else.
Bible Text	CNAC QA 37

New Apostolic Creed: Articles of Faith



The doctrine of the New Apostolic Church is based upon Holy Scripture. The early church creeds summarise important contents that are attested in Holy Scripture. The New Apostolic Church professes belief in the triune God, in Jesus Christ as true God and true Man, in Jesus' birth by the virgin Mary, in the sending of the Holy Spirit, in the church, the sacraments, the expectation of the return of Christ, and the resurrection of the dead, as formulated in the two early church creeds. Despite the differences between the individual denominations, these professions constitute a binding element among Christians.

The New Apostolic Creed is the result of the Apostles' interpretation of Holy Scripture and the early church creeds. In terms of content and language, its present form has come into being in line with ongoing developments in doctrine and deepening knowledge.

It was formulated in the awareness that God's love, grace, and omnipotence cannot be exhaustively described.

These will always be greater than anything human beings can ever say about them. Thus the creed does not draw any boundaries that would deny other Christians access to salvation.

In the ten Articles of Faith, the New Apostolic Creed brings the doctrine of the New Apostolic Church to binding expression. It also has the function of defining the attitude of faith of New Apostolic Christians. Beyond that, the creed serves to make other people familiar with the most important elements of the New Apostolic faith.

The first three Articles of Faith largely correspond to the Apostolicum. They deal with the triune God.

The Fourth and Fifth Articles describe the activity of the Apostles, and the Fifth Article also goes on to describe the activity of the other ministers.

The Sixth, Seventh, and Eighth Articles explain the three sacraments.

The content of the Ninth Article of Faith centres on hope for the future.

The Tenth Article of Faith deals with the Church's relationship to the authority of the state.

Suggestions for the Teacher

Lead-In

Show the picture to the children. Discuss with them what they see. Ask what she/he may feel....
Play a discussion of a reporter, who makes an interview with the rector about the NAC creed.
Instruct the children before, what could he ask, answer....

Lesson Instructions

Begin telling the story...

Discuss with the children...

- What do you answer if a friend asks: "What church do you go to?" (To the New Apostolic Church)
- What do you believe? (The New Apostolic doctrine is based upon Holy Scripture.)
- Give examples of what you believe in.
(I believe in ... God the Father, Jesus, Holy Spirit, Apostles, Sacraments, Future, ...)

Have the children repeat...

- Our creed summarises the essentials of the New Apostolic doctrine.
- It consists of the Ten Articles of Faith.
- We can refer to them when we explain what we believe to someone else.

Real-Life Application (explain the following)

Which Articles of Faith are the most important ones? What is their main meaning?

1. I believe in God the Father the Almighty, the Creator of heaven and earth.
2. Jesus Christ was born, crucified, died, arose again from the dead and ascended into heaven.
3. I believe in Jesus Christ.
9. Jesus will return and take us with Him.

<p style="text-align: center;">Repeat the Message We should live our faith according to the New Apostolic Creed.</p>

LOVE ONE ANOTHER

Corinthians 13:4-7



Contents

Message	We should love one another.
Learning Objectives	The children will learn: <ul style="list-style-type: none">■ Love is demonstrated in unselfish deeds for the benefit of others.■ We should treat everyone in the congregation, as well as all mankind, with love.
Bible Text	1 Corinthians 13:4-7

Love One Another



The “golden rule” is understood as a reference to the words of the Lord in the Sermon on the Mount. Jesus said, "Therefore, whatever you want men to do to you, do also to them, for this is the Law and the Prophets" (Matthew 7:12).

That which Jesus taught His disciples also applies to the congregation.

Jesus said, “A new commandment I give to you, that you love one another as I have loved you [...] By this all will know that you are My disciples, if you have love for one another”(John 13:34-35). This instruction to His disciples rises above all other laws of the Bible and mankind.

The commandment to love one’s neighbour, to support one’s fellow human being and to help in situations of need should be especially evident in the congregation.

In Galatians 6:10, the text states, “Let us do good to all, especially to those who are of the household of faith.” All who belong to the congregation have a duty to treat one another, as well as all mankind, with sincere compassion, kindness, humility, gentleness, and patience.

If we have "love for one another", it enables us to accept our brother and sister as they are (cf. Romans 15: 7), and protects against irreconcilability, prejudices, and contempt.

It is a power that strengthens the unity amongst the members in the congregation, awakens compassion and understanding for one another, and promotes a willingness to help one another.

From the "high song of love" we can read: "Love suffers long and is kind; love does not envy; love does not parade itself, is not puffed up; does not behave rudely, does not seek its own, is not provoked, thinks no evil; does not rejoice in iniquity, but rejoices in the truth; bears all things, believes all things, hopes all things, endures all things" (1 Corinthians 13:4-7).

Suggestions for the Teacher

Lead-In

Show the picture to the children. Discuss with them what they see. Ask what she/he may feel...
Let two children play the story of David and Jonathan or Ruth and Naomi in a role-play.
Instruct them before. Provide disguise / fancy dress and additional materials.

Lesson Instructions

Begin telling the story...

Discuss with the children...

- Ask the children to describe the behaviours that occurred in the role-play between the two.
- What is the “Golden Rule” of Jesus? (Whatever you want men to do to you, do also to them.)
- What do you think Jesus meant with that?
- What new commandment did Jesus give to us?
(A new commandment I give to you, that you love one another as I have loved you.)

Have the children repeat...

- Love is demonstrated in unselfish deeds for the benefit of others.
- We should treat everyone with love; in the congregation, as well as all mankind.


Real-Life Application (explain the following)

- Ask the children to complete the sentence: *When I love my sister, I...*
- Ask the children to complete the sentence: *When I love my mother, I...*
- Ask the children to complete the sentence: *When I love my Sunday school teacher, I...*
- Ask the children to complete the sentence: *When I love my enemy, I...*

<p style="text-align: center;">Repeat the Message We should love one another.</p>

OFFERING AND SACRIFICE


Corinthians 9:7



Contents

Message	Our willingness to serve and sacrifice comes out of love for God.
Learning Objectives	The children will learn: <ul style="list-style-type: none">■ Our motive for serving and sacrifice comes from our pure love for God and our neighbour.■ We can experience blessing, both naturally and spiritually, from our service and sacrifice.
Bible Text	CNAC QA 269, 729-731, 735-736, 738

Offering and Sacrifice



Jesus Christ is the greatest example of the willingness to sacrifice. Out of love for mankind, He gave His life as an offering and a sacrifice. Even though no other sacrifice can be compared to the sacrifice of the Lord, His willingness to sacrifice is nevertheless an example that calls upon us to follow Him.

Our "sacrifices" are gifts that we offer to God. Sacrifices can be in the form of our gifts and talents, our deeds performed in service to others, as well as our time, and energy that we put into the service of God and His work.

Willingness to sacrifice is shown directly in congregational life. Many members dedicate a considerable portion of their leisure time, energy, and talent to the service of the congregation without being rewarded. For example, many of them are active in the musical programming or religious teaching of the New Apostolic Church. With few exceptions, the ministers also work in a voluntary capacity.

We can also express our thankfulness and love for God in the form of money or natural goods. Monetary gifts that are donated for religious purposes are likewise "sacrifices" in the religious sense. A sacrifice should not be considered an enforced obligation, or create an expectation of a reward. Our willingness to sacrifice should spring forth from faith, gratitude, and love for God.

We bring sacrifices because God has already blessed us beforehand. These sacrifices are therefore an expression of our gratitude for that which we have received.

In the case of any sacrifice, the attitude of heart is the deciding factor.

If the sacrifice is made willingly out of thankfulness and love, a blessing will be associated with it.

Suggestions for the Teacher



Lead-In

Play the experiment with the 4 bottles:

Try to fill the 4 bottles á 0,33 litres with 1 litre of water.

This 1 litre of water is your lifetime.

Every bottle cries: **“Give me all ”**

If you start with fun, you will not have enough for God.

If you start with God, you can get the right balance.



Fun Friends Business God

Lesson Instructions

Begin telling the story...

Discuss with the children...

- Who was the greatest example in bringing a sacrifice? (Jesus)
- What does the Bible mean when it mentions the “tithe”?
(10 % of the annual income from agricultural produce was given to support the priests.)
- The tithe can be used as a guide for our personal monetary offerings.

Have the children repeat...

- Our serving and sacrifice comes from our pure love for God and our neighbour.
- We can experience blessing from our service and sacrifice.

Real-Life Application (explain the following)

- What is your favourite thing to do in the congregation?
(Sing, sacrifice, do a role-play, visit sick ...)
- What is one of the most valuable gifts we can sacrifice? (Our life time)
- For what purpose can we spend time? (Sunday School, Divine service, choir practise, visits, ...)

Repeat the Message

**Our willingness to serve and sacrifice comes out of
love for God.**

THANKSGIVING DAY

Psalm 136:26



Contents

Message	We express special gratitude to God for His love and faithfulness.
Learning Objectives	The children will learn: <ul style="list-style-type: none">■ We participate in a special divine service that honours God with our thankfulness.■ We bring a special offering of thanks.
Bible Text	Psalm 136:26

Thanksgiving Day



Thanksgiving Day is celebrated as a special day in the New Apostolic Church. Thanksgiving Day is a celebration when we give thanks to God as the Creator.

Each year a divine service is dedicated to expressing gratitude to God for all the good gifts He grants to us. Out of thankfulness to Him, believers bring a special offering to Him.

On Thanksgiving Day we express special thankfulness to our heavenly Father, but we should give thanks always for all things. Being grateful for all things includes thanks for the natural creation as well as the spiritual creation.

For example when we give thanks for the natural creation, we are thankful for our physical life, for food and what we receive, for our abilities (our talents and gifts) and for what we can do (see, hear, move).

We are also thankful for the people in our lives such as our family and friends.

Likewise, in our spiritual lives, we give thanks for our ability to believe and pray. We are thankful for the love of Jesus Christ, our Saviour. We should be thankful for the spiritual food we receive through God's word in the divine services.

If we are not thankful for that which we see and receive in our natural lives, we cannot be thankful for what we have in our spiritual lives; for example Jesus' sacrifice, the forgiveness of sins and His promise to return. We should also be thankful when we are in need or experience something difficult in our lives.

The Lord Jesus can be our example. When there were five thousand people to feed, Jesus did not dwell on the small amount of bread and fish but gave thanks and trusted that there would be enough.

We should be thankful for what we have and see this as gifts from God rather than focusing on what we do not have.

Because if we are thankful for all these gifts we are prompted from our hearts to share them with God.

We do this by giving some portion of our time and offerings to Him. That is why it is called Thanksgiving.

Suggestions for the Teacher

Lead-In

Show the picture to the children. Discuss with them what they see.
Let the children decorate the altar at Thanksgiving Day.

Lesson Instructions

Begin telling the story...

Discuss with the children.

- How do you thank someone for something they have given you? (Say thank you, write a note, ...)
- What is special about Thanksgiving in the New Apostolic Church?
(It is a divine service in which we give special thanks to God for all that we have received from him.)
- Have you ever thanked God for something?
- What are spiritual gifts we are thankful for?
(Being a child of God, the opportunity to hear God's word, for our congregation ...)

Have the children repeat...

- At Thanksgiving Day we honour God in a special divine service.
- We bring a special offering of thanks.


Real-Life Application (explain the following)

- The day before the Thanksgiving Divine service, take the children to the market.
- Let them pick out a fruit or vegetable.
- Then have them arrange what they have selected in a special place in the church.
- Why do we do this? (We are thankful to our God who made everything.)

Repeat the Message

We express special gratitude to God for His love and
faithfulness.


BE A MISSIONARY



Contents

Message	We should share our faith in Jesus with others.
Learning Objectives	The children will learn: <ul style="list-style-type: none">■ God wants to give salvation to everyone.■ We share our faith through our testimony and conduct.■ We can invite friends to attend church.
Bible Text	

Be a Missionary



One day, Cedric, Florence and Elly walked to the park. As they were walking, Elly asked Cedric, "Why do you go to church every Sunday? It would be so nice if you could come to one of our soccer games."

Cedric answered quickly, "Because each time I go, I learn more about Jesus. In Sunday School, I have learned that Jesus came all the way from Heaven to earth to tell us about God. I also learn what Jesus taught His disciples. He taught the disciples to love everyone no matter where they come from. Jesus loves everyone. Jesus was a great example. In the Bible we can read how through His love, Jesus helped, healed and forgave many people."

Florence asked, "How did He help people?"

Cedric replied, "Jesus once helped a woman who was about to be stoned by an angry group of people. He told the crowd that if anyone has never done anything wrong, they could throw the first stone. Everyone dropped their stone and walked away."

Elly asked, "Who did Jesus heal?"

Cedric answered, "He healed many people. One time, Jesus saw a man lying by a pool. The man told Jesus that he had waited at the pool for 38 years hoping one day he would be healed. Jesus told the man to rise and the man was healed."

Florence curiously asked, "These are interesting stories but how do I know Jesus loves me. I am only a child after all. The stories you are telling us are about grown-ups."

Cedric quickly replied, "He loves you too Jesus once watched his disciples scold parents for bringing their children to Him to be blessed. Jesus was displeased when He saw this and asked the disciples to let the children come to Him."

Florence said, "Wow! That is a great story but how do I really know that Jesus loves me."

Cedric replied, "When I go to Sunday School, I feel Jesus' love through the many examples from His life that we learn about in the Bible. Maybe you can come with me to Sunday School sometime and you can experience the same feeling." Elly replied, "Maybe we should attend your Sunday School once to see if we can feel the love of Jesus too."

Suggestions for the Teacher

Lead-In

Play a role-play: Samuel asks his friend Joseph what he is doing on Sunday. He answers: I go to Sunday school. Joseph asks what he is doing there. Samuel explains. Instruct them before.

Lesson Instructions

Begin telling the story...

Discuss with the children...

- Name a person who loves you. (Mom, dad, friends, ...)
- What does the person do that makes you feel loved? (Help, care, support, embrace, hug....)
- Describe Bible stories when Jesus helped someone. (The wedding in Cana, the great catch)
- Describe Bible stories when Jesus healed someone. (The blind Bartimaeus, death Lazarus, 10 lepers)
- Describe Bible stories when Jesus loved someone. (Peter, the Good Samaritan, the children)

Have the children repeat...

- God wants to give salvation to everyone.
- We share our faith through our testimony and conduct.
- We can invite friends to attend church.

Real-Life Application (explain the following)

- What does mission mean? (Task to win non-Christians over to the Christian faith, the gospel)
- The first Apostles travelled great distances to share the love of Jesus.
- They were called missionaries.
- How can we show others near to us that Jesus loves them?
(If our behaviour and actions follow Jesus' example.)

Repeat the Message

We should share our faith in Jesus with others.

THE RETURN OF CHRIST

John 14:3



Contents

Message	Let us prepare and be ready for Christ's return every day.
Learning Objectives	The children will learn: ■ We need to pay attention to what is said in the divine services and in Sunday School and try to act accordingly.
Bible Text	John 14:3

The Return of Christ



A grandmother was reading her Community magazine while her grandchildren played in the yard. Elsie and George stopped for a moment and talked about what they heard in a recent divine service. They were in a deep discussion when they sat down next to their grandmother.

Elsie asked, "When did Jesus tell the disciples that He would return to earth?"

The grandmother replied, "Jesus told His disciples that He would return in John 14:3."

George replied, "I do remember learning that in Sunday School."

The grandmother asked, "What else did you learn?"

George replied, "That we should prepare ourselves for Jesus' return."

The grandmother replied, "You are right. What do you think we need to do to prepare ourselves for Jesus' return?"

Elsie thoughtfully replied, "We learn in Sunday School that it is important that we live our lives following the teachings of Jesus."

The grandmother smiled again, "That is true Jesus wants us to be with Him. When we follow Jesus' teachings by doing what is said in the divine services and in Sunday School, we are preparing ourselves to be ready when He returns. On that day we will be filled with great joy."

Both George and Elsie smiled and began playing a game.

Suggestions for the Teacher

Lead-In

Let a child do a morning prayer.

What should we pray for each day? (Angel's protection, parents, His return)

Lesson Instructions

Begin telling the story...

Discuss with the children...

- What do we need to do to prepare for Jesus' return? (Be baptised with water and Holy Spirit, believe in Jesus, live our lives according to Jesus' teaching, strive to be like Jesus.)
- What did Jesus explain to His disciples on the Mount of Olives?
(He would have to leave the earth and He would return.
All nations on earth shall hear the glad tidings of God's love and mercy.)

Have the children repeat...

- Jesus told His disciples that He would return.
- We need to prepare ourselves for Jesus' return.
- We pay attention to what is said in the divine services and in Sunday School.
- We try to act accordingly.

Real-Life Application (explain the following)

- Jesus wants us to be with Him.
- We will be with Him on the day He returns.
- When does Jesus return?
(He told his disciples that nobody knows the exact day and hour of His return.)
- Only God knows. That is why we have to remain watchful and prepared.

Repeat the Message

Let us prepare and be ready for Christ's return every day.

GOD'S WORD IS PROCLAIMED IN THE DIVINE SERVICE

Luke 11:28



Contents

Message	We should yearn to listen to God's word.
Learning Objectives	<p>The children will learn:</p> <ul style="list-style-type: none"> ■ What occurs during a Divine service. ■ We should apply God's word from each divine service to our lives. ■ How listening to and doing God's word is a prerequisite to having eternal life with Him.
Bible Text	Luke 11:28

God's Word is Proclaimed in the Divine Service



A divine service is the activity of God upon human beings. At the same time, it is a work of human beings for God. In the divine service, people come together to worship God, praise Him, and thank Him. We also gather in order to hear the word of God and to receive the sacraments. Therefore, divine service is an encounter between us and God. In the divine service, the congregation perceives the presence of the triune God and experiences God serving us in love.

Before the sermon, we should pray that the Lord may grant us strength and peace in His word. We are to accept the word in faith and put it into practice in daily life in thought, word, and deed. We are thus called upon to lead a life of following Christ.

At the beginning of the divine service, an appeal to God is made with the words, "In the name of God, the Father, the Son, and the Holy Spirit". This is called the "Trinitarian opening formula" and it becomes clear that God is present, just as the Son of God promised (cf. Matthew 18: 20).

Concerning the early Christians in Jerusalem, we can read, "And they continued steadfastly in the Apostles' doctrine and fellowship, in the breaking of bread, and in prayers" (Acts 2: 42). From this, the basic elements of the divine service derive.

These elements are: The Apostles' doctrine, fellowship, the breaking of bread, and prayer.

God's word is proclaimed in the divine services. Ministers express thoughts inspired within them by the Holy Spirit. This is called the "sermon". In New Apostolic divine services, the sermon is not read from a previously prepared text. It is based on a passage from the Bible, on which the officiating minister elaborates in free discourse without notes.

The Apostles and the ministers commissioned by them are called to proclaim the word of God in the divine service. The Holy Spirit speaks through the ministers. It is in this manner that faith is inspired and reinforced. The proclamation of the word always has the objective of preparing the congregation for the return of Jesus Christ (CNAC QA: 626).

Since the sermon is inspired by God, we experience that the spoken word is "alive", and therefore that questions of life and faith are answered, faith is strengthened, comfort is given, confidence is imparted, admonitions and help in decision-making are provided.

The word from the altar provides orientation in order to live in accordance with the will of God. The sermon is "food for the soul". This follows Jesus' teaching where He said, "Man shall not live by bread alone, but by every word that proceeds from the mouth of God" (Matthew 4: 4).

God's Word is Proclaimed in the Divine Service

Suggestions for the Teacher

Lead-In

Let one of the children play a short sermon of a Thanksgiving service. Instruct them before.

Alternative: Provide white shirt, black tie.

Let a boy bind a tie incorrectly. Let a girl hold up a mirror so that he can see this and correct it.

Lesson Instructions

Begin telling the story...

Discuss with the children...

- What is a mirror used for? (To see ourselves. To correct us. - Gods advise is like this.)
- Describe in your own words what takes place during a Divine service.
- How do you prepare yourself for the Divine service? (Pray for peace and strength to apply.)
- How do you know that God is present in each Divine service?
(It starts: "In the name of God, the Father, the Son, and the Holy Spirit")
- What does it mean: the sermon is "food for our soul"? (God's word is proclaimed.)
- What is the objective of the sermon? (To prepare us for Jesus' return)

Have the children repeat...

- We apply God's word from each divine service to our lives.
- This is a prerequisite to have eternal life with Him.


Real-Life Application (explain the following)

- Why do we listen to God's word? (We want to hear His word to apply it to our lives.)
- When do we live our lives according to God's will? (If our actions reflect what we hear)

<p style="text-align: center;">Repeat the Message We should yearn to listen to God's word.</p>

FELLOWSHIP

Acts 2:46



Contents

Message	We serve God together and support one another in the congregation.
Learning Objectives	The children will learn: <ul style="list-style-type: none">■ There are various forms of fellowship in the congregation.■ God wants us to contribute towards fellowship.■ The benefits of fellowship.
Bible Text	Acts 2:46

Fellowship



Matthew and Tabitha are close friends. They go to the same congregation and are in the same Sunday School class. Matthew, Tabitha and two of their friends, Mode and Jan, are playing together in the school yard. Matthew excitedly says to Tabitha, "Are you excited about the Sunday School fellowship on Sunday?"

Tabitha excitedly says, "Yes My mom is helping me make a cake." The other children stop and listen.

Mode asks, "Why are you both so excited about doing something at your church?"

Matthew thinks thoughtfully for a moment and replies, "When I am in a fellowship with others in our Sunday School class, as well as other members of the congregation, I am happy and feel loved."

Tabitha smiles and adds, "I feel the same way!"

Jan asks, "What happens at these gatherings that make you feel so happy and loved?"

Tabitha quickly answers, "We do not do the same thing each time we are together. Sometimes we have an outing on a Saturday and sometimes after church on a Sunday. We always have something to eat and our Sunday School teachers plan a special activity.

It is always so much fun I especially like that we get to spend time with our other friends in our Sunday School class. It does not matter what we do as long as we are together. It is when we spend time together that we are able to get to know one another and share experiences about our faith."

Mode smiles and says, "That sounds very interesting. I am curious, can other people come to the event or is it only for the children who attend your Sunday School?"

Matthew quickly replies, "You can come if you would like We would love to have you come and see what we get so excited about. If you would like to come on Sunday, you are welcome to."

Jan says, "I would like that, I will ask my parents when I get home." Matthew, Tabitha and their friends happily begin to play a game.

Suggestions for the Teacher

Lead-In

Show the picture to the children. Discuss with them what they see. Ask what she/he may feel....

Lesson Instructions

Begin telling the story...

Discuss with the children...

- What do you say if a friend asks you why you are so excited about a church event?
- If he asks, whether he could come to a fellowship? (Invite him. God does not exclude anyone.)

Have the children repeat...

- We have various forms of fellowship in the congregation.
- God wants us to contribute towards fellowship.
- We all benefit from fellowship.

Real-Life Application (explain the following)

- What events do you like? (Sunday school, outing, games, fellowship ...)
- With whom do we share this fellowship? (Brothers and sisters, guests and friends)
- With whom do we want to have eternal fellowship? (With God, Lord Jesus, friends, relatives)

Repeat the Message

We serve God together and support one another in
the congregation.

LOVE FOR GOD

Matthew 22:37



Contents

Message	God is love. We love God because He loved us first.
Learning Objectives	The children will learn: <ul style="list-style-type: none">■ Our love for God is demonstrated by living according to His commandments and the gospel.■ Our love for God is demonstrated by serving Him.
Bible Text	Matthew 22:37

Love for God



Miranda, Makayla and their parents were driving home after attending a divine service. A few minutes had past when Makayla curiously asked, "How can we show our love towards God?"

Her father replied, "Jesus commissioned His disciples to go and teach the gospel to all people. When the disciples did this, they were filled with great enthusiasm and joy. This, in turn, created a great love within the disciples towards Jesus and God. It was the disciples' great love towards God that motivated them to follow Jesus."

Makayla looked puzzled, "You still have not answered my question. How do WE show God we love Him?"

Miranda smiled at her sister and replied, "We show God we love Him by wanting to be with Him! One way we do this is by wanting to be in the divine service and wanting to partake in Holy Communion.

Makayla thoughtfully asked, "How does partaking in Holy Communion show God we love Him?"

Their father quickly replied, "That is a good question. When we are in Holy Communion, we are in fellowship with Jesus."

Makayla asked, "Are there other ways we can show God we love Him?"

Their mother replied, "Yes! We can show God we love Him when we live our lives according to Jesus' teachings and what we hear in the divine services or in Sunday School."

Miranda quickly added, "Another way to show God we love Him is to share His love with others by inviting them to church. We want everyone to know how much God loves them and for them to love God as much as we do."

Makayla curiously asked, "If I help with arranging flowers for the altar or collecting the hymn books after church, does that also show God I love Him?"

Their mother happily replied, "Yes! Now you understand! When you help in the congregation that also shows God you love Him."

Makayla smiled, "Next Sunday, I am going to ask our Sunday School teacher if there is something I can do in the congregation. I certainly want to show God how much I love Him." The family talked about what they heard in the divine service the rest of the way home.

Suggestions for the Teacher

Lead-In

Show the picture to the children. Discuss with them what they see. Ask what she/he may feel...

Lesson Instructions

Begin telling the story...

Discuss with the children...

- How does Jesus treat the people around Him? (He loves them.)
- What examples do you remember? (Ten lepers, the paralytic man,)

Have the children repeat...

- We demonstrate our love for God by serving Him.
- We demonstrate our love for God by living according to His commandments.

Real-Life Application (explain the following)

- How do we show our love towards God?
(We attend Divine services, follow His advice, share fellowship with Him in Holy Communion.)
- How can we serve him?
(We aid those in need, treat neglected ones with love, forgive those who have wronged us, ...)

Repeat the Message

God is love. We love God because He loved us first.

ELIZABETH AND MARY


Luke 1:5-16; 18-45, 57-64



Contents

Message	God prepares the way for His Son.
Learning Objectives	The children will learn: <ul style="list-style-type: none">■ How Elizabeth and Mary were informed about the birth of John and Jesus.■ How Mary praised God with her song (Magnificat).■ We should believe the messages God gives us.
Bible Text	Luke 1:5–16; 18–45, 57–64

Elizabeth and Mary



Zacharias and his wife, Elizabeth, did not have children and were now too old.

One day Zacharias went into God's temple to burn incense, one of his responsibilities as a priest. There an angel appeared to him. Zacharias was startled and overcome by fear.

Gabriel said to him, "Do not be afraid, Zacharias. God has heard your prayer. You and your wife, Elizabeth, will have a son. You shall call him John. Even in his mother's womb, he will be filled with the Holy Spirit. And he will turn many of the children of Israel to God."

Zacharias asked the angel, "How can that be? My wife and I, we are too old. How can we have a baby?" The angel told him, "Because you do not believe me, you will not be able to talk until John is born."

Zacharias, making signs to them, sent them away and then returned home. Soon after this, Elizabeth found out she was going to have a baby. She was very happy and thanked God.

Six months later, the angel Gabriel also appeared to Mary. She was a cousin of Elizabeth. Mary was shocked. The angel said to her, "Do not be afraid, Mary. You have found favour with God and you will have a Son. You shall call Him Jesus. He will be a King and His kingdom will have no end."

Mary asked the angel, "How can I have a son? I am not with a man." The angel replied,

"The Holy Spirit will come upon you and God's power will overshadow you. Therefore, your child will be called the Son of God." The angel added, "Think of Elizabeth, your relative. She is going to have a baby even though she is so old. Everyone thought that she could not have a child. With God nothing is impossible."

Mary said, "Let everything happen as you have said." Then the angel left. Mary rushed over to see Elizabeth.

As she greeted her cousin, the child inside of Elizabeth moved. Elizabeth was filled with the Holy Spirit, and she exclaimed, "Blessed are you among women and blessed too is your child! It is a great honour that the mother of my Lord has come to me! As you greeted me the baby leapt for joy inside of me. You are blessed because you believed in God's word. Everything will happen as God has said."

Mary then said, "My soul praises the Lord and my spirit celebrates God my Saviour. For He chose me, even though I am not important, and He has done a great thing to me. He has shown mercy to those who fear Him whether they are young or old. He has scattered those who are proud and defeated kings.

He rose up people who were not important. He has filled people who are hungry with good things, and He has sent away the rich empty. He has helped the people of Israel who had served Him. He has done everything exactly as He promised to our people long ago."

Mary stayed with Elizabeth for about three months then returned home. Elizabeth gave birth to a son. The neighbours and relatives were delighted for her.

The neighbours wanted to call the boy Zacharias, after his father.

But Elizabeth said, "No. He is to be called John." Surprised, her neighbours said, "But none of your relatives are called that." They asked Zacharias what the child was to be called. He wrote on a tablet, His name is John. Everyone was amazed. At that moment, Zacharias was able to speak again and he began to praise God.

Suggestions for the Teacher

Lead-In

Show the picture to the children. Discuss with them what they see. Ask what she/he may feel. Let some of the children play the story in a role-play. Instruct them before. Provide disguise / fancy dress, headscarf, white garment for an angel...

Lesson Instructions

Begin telling the story...

Discuss with the children

- Which messages does the angel give to Mary?
(...that she would bear a son; that her older cousin, Elizabeth, would also give birth to a son.)
- Which messages does the angel give to Zacharias?
(...that his wife Elizabeth would bear a son whose name should be John.)
- Which messages does the angel give to Joseph?
(...that he should not leave Mary and take her as his wife.)

Have the children repeat...

- Elizabeth and Mary were informed about the birth of John and Jesus.
- Mary praised God with her song (Magnificat).
- We should believe the messages God gives us.

Real-Life Application (explain the following)

- Mary could not understand the angel's message to bear a son since she did not know a man, but she believed the angel.
- We do not always understand everything in the divine services, but we believe nevertheless.
- There are different ways we praise and worship God today. (by coming into His house, in our singing, in our prayers, by telling our friends about the great things He has done for us)

<p style="text-align: center;">Repeat the Message God prepares the way for His Son.</p>

MARY, JOSEPH AND THE SHEPHERDS

Luke 2:1-20



Contents

Message	God sent the Saviour for humankind.
Learning Objectives	The children will learn: ■ Jesus Christ was born on earth and He is the Son of God.
Bible Text	Luke 2:1–20

Mary, Joseph and the Shepherds



Caesar Augustus issued a decree. A census was to take place and everyone in the country was to be registered. Everyone had to go to the town where their family originally came from to record and register their names. Mary, who was almost ready to deliver her child, travelled to Bethlehem with Joseph, the town where he had been born.

When Mary and Joseph reached Bethlehem, there was no room for them in the inn so they stayed in the stable.

When Jesus was born, Mary wrapped Him in swaddling clothes and laid Him in a manger.

That night there were shepherds in the field keeping watch over their flocks. Suddenly it became as light as day. An angel came to the shepherds. They were very frightened. The angel said to them, "Do not be afraid.

Today in Bethlehem a Saviour has been born. You will find the newborn child wrapped in swaddling clothes and lying in a manger."

Suddenly, a heavenly host appeared with the angel and sang, praising God, "Glory to God in the highest and on earth peace, goodwill toward men!" The angels returned to heaven.

The shepherds decided to go to Bethlehem to see what had happened.

The shepherds said to each other, "Let us find this Saviour."

They went into the town and found Mary and Joseph, and their child in a manger.

The shepherds told everyone what the angel had said to them about the child. Mary listened to what they had to say and pondered over these words. The shepherds returned to their flocks.

They praised God and thanked Him for everything they had heard and seen.

Mary, Joseph and the Shepherds

Suggestions for the Teacher

Lead-In

Choose some Christmas songs that are familiar to the children and sing the songs with them.
Show the picture to the children. Discuss with them what they see. Ask what she/he may feel....
Let some of the children play the story in a role-play. Instruct them before.
Provide disguise / fancy dress, a shepherd's crook, some play the sheep....

Lesson Instructions

Begin telling the story...

Discuss with the children...

- What happens unto the shepherds in the field?
(An angel appears and announces the birth of the Saviour.
Countless angels glorify God singing a beautiful hymn.)
- What are the shepherds doing?
(They go to Bethlehem and find Jesus laying in a manger.
After this experience, they tell everybody all things concerning this Child.)

Have the children repeat...

- Jesus Christ was born on earth and He is the Son of God.


Real-Life Application (explain the following)

- The shepherds heard and believed the good tidings that Jesus was born.
- Today we hear and believe the good tidings that Jesus will come soon.

<p style="text-align: center;">Repeat the Message God sent the Saviour for humankind.</p>

WISE MEN FROM THE EAST


Matthew 2:1-14



Contents

Message	The greatest gift we can give the Lord is our heart.
Learning Objectives	The children will learn: <ul style="list-style-type: none">■ God placed a special star in the sky to lead the wise men to the place of Jesus' birth.■ God sent an angel to warn Joseph about the king's plan.■ We should give Jesus our heart.
Bible Text	Matthew 2:1–14

Wise Men from the East



After Jesus was born, wise men travelled to Jerusalem. When they arrived they asked the people, “Where is He who has been born King of the Jews? We have seen His star in the East and have come to worship Him.”

King Herod also heard of their enquiries. He was shocked and feared that his power and rule may be threatened. Troubled, he called the chief priests and scribes and asked them where Christ would be born. They answered, “According to one of the prophets, He would be born in Bethlehem.”

The king then called the wise men to the palace. He wanted to know when they first discovered the star.

The king then said, “Go to Bethlehem. When you have found the Child, please let me know. I would also like to worship Him.” The king had a very different plan. He wanted to kill the Child so that He could not take his place as king.

The wise men had no idea of the king's wicked plan. They set out on their journey and the star they saw in the East led them until it stopped where the young Child was.

They were filled with joy to find Mary with the Child. They fell down on their knees before the Child and worshipped Him. They gave him gold, frankincense and myrrh as gifts.

In a dream, the wise men were warned not to report back to the king and to return home another way. When the wise men left, an angel also appeared to Joseph in a dream.

The angel told Joseph, “Take Mary and Jesus to Egypt and stay there until I come to you. The king wants to harm the Child.” When Joseph woke up, he took Mary and Jesus to Egypt.

Suggestions for the Teacher

Lead-In

Ask the children what they can see in the sky by night.

Show the picture to the children. Discuss with them what they see. Ask what she/he may feel

Let some of the children play the story in a role-play. Instruct them before.

Provide disguise / fancy dress and additional materials like "gold", fruits, spices...

Lesson Instructions

Begin telling the story...

Discuss with the children...

- Why do the wise men come from the East to Jerusalem?
(The wise men saw a star indicating the birth of a special King.
They decide to go and look for that King.)
- What happens when they arrive in Jerusalem?
(They ask the people where they can find the newborn King of the Jews.
King Herod then secretly calls the wise men to the palace.
He sends them to Bethlehem to look for the Child and asks them to report to him.)
- Why do the wise men not return to King Herod after they have found Mary and the Child?
(God warns them in a dream not to return to King Herod.)

Have the children repeat...

- God placed a special star in the sky to lead the wise men to the place of Jesus' birth.
- God sent an angel to warn Joseph about the king's plan.
- We should give Jesus our heart.

Real-Life Application (explain the following)


- The wise men from the East recognized Jesus as the King shown by the star.
- What kind of King is Jesus? (Jesus is a King without a worldly kingdom.
His kingdom is in heaven. He also wants to be King of our heart.)
- What would you like to give Jesus? (Our Hearts belong to Jesus.)

Repeat the Message

The greatest gift we can give the Lord is our heart.

SIMEON AND ANNA

Luke 2:21–40



Contents

Message	Jesus is our Redeemer.
Learning Objectives	The children will learn: <ul style="list-style-type: none">■ Simeon believed in God's promise and waited for its fulfilment.■ We should obey the Spirit of God as Simeon did.■ Simeon recognised Jesus as the Redeemer of humankind.
Bible Text	Luke 2:21–40

Simeon and Anna



Mary named her baby Jesus. This was the name given to her by the angel before He was born. As required by law at the time, Mary and Joseph had to present Jesus to the Lord and offer a sacrifice to God. They went to Jerusalem.

When they arrived in Jerusalem there was a man named Simeon. Simeon was a just and sincere man who waited for the coming of the Messiah, whom God had promised His people.

He was told by the Holy Spirit that he would not die until he saw the Lord Jesus Christ.

One day Simeon was prompted by the Holy Spirit to go into the temple. He saw the Child, he took Him in his arms, praised God and said, "Lord, now I can die in peace for my eyes have seen the Saviour whom You have sent to save humankind." Mary and Joseph were amazed by Simeon's words. Simeon blessed them.

Anna, a prophetess, was also in the temple. She was very old and a widow. She did not depart from the temple and served God by fasting and praying. Anna came to Jesus and His parents. She gave thanks to God and told everyone in Israel about Him.

After Mary and Joseph gave their offering, they returned to Nazareth in Galilee where Jesus grew up. He became strong and wise and God's grace was with Him.

Suggestions for the Teacher

Lead-In

Show the picture to the children. Discuss with them what they see. Ask what she/he may feel....

Let some of the children play the story in a role-play. Instruct them before.

Provide disguise / fancy dress and additional materials like a doll (for the child) ...

Lesson Instructions

Begin telling the story...

Discuss with the children...

- Why does Simeon go into the temple in Jerusalem?
(The Holy Spirit told him that he would not die until he has seen the Lord Jesus Christ.)
- What happens when Mary and Joseph bring Jesus into the temple?
(They meet Simeon who had been promised to see the Redeemer in his lifetime. Simeon takes the child in his arms and praises God because he has seen the Redeemer.)
- What happens when the prophetess Anna sees Jesus?
(She recognizes Jesus as a special child. Anna praises God.)

Have the children repeat...

- Simeon believed in God's promise and waited for its fulfilment.
- We should obey the Spirit of God as Simeon did.
- Simeon recognised Jesus as the Redeemer of humankind.

Real-Life Application (explain the following)

- Jesus was the promised Redeemer. Simeon and Anna recognized this.
- We also recognize Jesus as our Redeemer.
- Through His work of salvation, our sins can be forgiven.
- We listen to what the Holy Spirit reveals to us in the divine services until His return.

Repeat the Message
Jesus is our Redeemer.

JESUS AS A BOY


Luke 2:41-52



Contents

Message	We can learn from Jesus. Even as a young boy, He wanted to be in His Father's house.
Learning Objectives	The children will learn: <ul style="list-style-type: none">■ As a young boy, Jesus listened to Israel's teachers.■ Jesus was willing to learn about God.■ It is important for us to come into God's house.
Bible Text	Luke 2:41–52

Jesus as a Boy



As was the custom, Mary and Joseph travelled to Jerusalem for the Passover feast, which took place every year.

When Jesus was twelve years old, He was allowed to go with them. After the Passover feast, everyone started to make their way home.

Mary and Joseph did not notice that Jesus had stayed behind in Jerusalem.

Mary and Joseph travelled for a day then began looking for Jesus among their relatives.

When they did not find Him, Mary and Joseph returned to Jerusalem to look for Him.

After three days, they found Jesus in the temple. He was sitting with the teachers, listening to them and asking them questions.

Everyone was amazed at how much He understood.

Mary asked, "My Son, why have you caused us so much worry? We have been looking everywhere for you!"

Jesus replied, "Why were you looking for me? Did you not know that I would be about My Father's business?"

Mary kept what happened close to her heart. Jesus went back to Nazareth with His parents.

Jesus became wise, as He grew older.

He also grew in favour with God and man.

Suggestions for the Teacher

Lead-In

Show the picture to the children. Discuss with them what they see. Ask what she/he may feel....

Let the children play the story in a role-play. Instruct them before.

Provide disguise / fancy dress and additional materials like a scroll (Bible)...

Lesson Instructions

Begin telling the story...

Discuss with the children...

- Have you ever been separated from your parents? How do you think they may have felt? (They experienced worry.)
- Why is Jesus in the temple? (He seeks a close connection to His heavenly Father.)
- What does Jesus do in the temple? (He speaks with the scribes and teachers. He asks questions and gives answers.)
- Why does Jesus know so much about God? (Because God is His Father)

Have the children repeat...

- As a young boy, Jesus listened to Israel's teachers.
- Jesus was willing to learn about God.
- It is important for us to come into God's house.

Real-Life Application (explain the following)


- Jesus realized, even as a twelve-year-old boy that He had a special task here on earth.
- Our task on earth is to be prepared for the return of Jesus.
- Therefore, it is important and necessary to listen to the word of God.

Repeat the Message

We can learn from Jesus. Even as a young boy,
He wanted to be in His Father's house.

JOHN THE BAPTIST


Matthew 3:1–12 and John 1:19–29



Contents

Message	John the Baptist prepared the way for Jesus.
Learning Objectives	The children will learn: <ul style="list-style-type: none">■ Who John was.■ What John said about Jesus.
Bible Text	Matthew 3:1–12 and John 1:19 –29

John the Baptist



Before Jesus became well known, John the Baptist preached in the wilderness of Judea, by the Jordan River.

John wore clothes made out of camel hair. He also ate locusts and wild honey.

Many people from Jerusalem, Judea and the surrounding area came to John to confess their sins and to be baptised. He warned, "Better your lives! God wishes to establish His kingdom. The Redeemer comes soon! We must be prepared! We must repent our sins!"

Many people listened to John and were baptised by him in the river.

They asked him, "Are you the Messiah?"

John replied, "No, I am not."

Then the people asked, "Who are you then?"

John replied, "I am the voice crying in the wilderness. Make straight the way of the Lord." John made it clear he was preparing the people for the Redeemer.

John also said to them, "I may baptise you with water but there is someone else mightier than I who is coming. He will baptise you with the Holy Spirit."

One day Jesus came to John. When John saw Him he said, "Behold! The Lamb of God who takes away people's sins!" In this way, John made it clear to the people that Jesus was the expected Redeemer.

Suggestions for the Teacher

Lead-In

Show the picture to the children. Discuss with them what they see. Ask what she/he may feel....

Let some of the children play the story in a role-play. Instruct them before.

Provide disguise / fancy dress, a bowl with water to baptize....

Lesson Instructions

Begin telling the story...

Discuss with the children...

- Where does John live? (John lives in the desert to prepare himself for his task.)
- What does he do at the river Jordan? (He preaches and baptizes with water.)
- What does he tell to the people? (He announces the coming of the Redeemer.)
- Can John also give the Holy Spirit to people? (No, only the Messiah can do this.)
- Who is this Messiah, the Redeemer? (Jesus the Son of God)

Have the children repeat...

- John was preparing the people for Jesus, the Redeemer.
- John said, "I may baptise you with water but Jesus will baptise you with the Holy Spirit."


Real-Life Application (explain the following)

- Ask the children what information they would give in an announcement of Jesus.
- The Apostles prepare us for the coming of Jesus.

<p style="text-align: center;">Repeat the Message John the Baptist prepared the way for Jesus.</p>
--

JESUS IS BAPTISED


Matthew 3:13-17



Contents

Message	God introduces His Son.
Learning Objectives	The children will learn: <ul style="list-style-type: none">■ What occurred when John baptised Jesus.■ How God acknowledged His Son when He was baptised.■ Jesus is an example in doing the will of God.
Bible Text	Matthew 3:13–17

Jesus is Baptised



One day, Jesus travelled from Galilee to visit John. Jesus wanted John to baptise Him, but John did not want to do it.

Jesus was the Messiah John had spoken about to the people. John said, “How can I baptise You?”

You should be baptising me. Why have You come to me?”

Jesus answered, “Do it. This is how it has to be. This is the will of God.” So John baptised Jesus, as He had asked.

After Jesus was baptised, He walked out of the water. The heaven opened and God’s Spirit came down like a dove. A voice spoke from the heaven, and said, “This is My beloved Son, in whom I am well pleased.”

Suggestions for the Teacher

Lead-In

Show the picture to the children. Discuss with them what they see. Ask what she/he may feel....

Let some of the children play the Baptism of Jesus in a role-play. Instruct them before.

Provide disguise / fancy dress, a bowl with water to baptize.

A hidden child speaks the voice from heaven, "This is My beloved Son..."

Lesson Instructions

Begin telling the story...

Discuss with the children...

- What happens when Jesus meets John at the River Jordan?
(Jesus impresses John. Jesus wants to be baptised by John.)
- Why does Jesus want John to baptise Him?
(Jesus is the Son of God and does not need to be baptised.
However, he demonstrates that baptism is the beginning of the way back to God.)
- What happens when John the Baptist baptizes Jesus with water?
(God Himself baptises His Son with the Holy Spirit. He acknowledges His Son.)

Have the children repeat...

- When John baptised Jesus God's Spirit came down like a dove.
- God acknowledged His Son and said, "This is My beloved Son, in whom I am well pleased."
- Jesus is an example in doing the will of God.


Real-Life Application (explain the following)

- Ask the children why and how Jesus is our spiritual example.
- We have received the Holy Spirit, too.
- Through Holy Sealing we have become children of God.

<p style="text-align: center;">Repeat the Message God introduces His Son by John the Baptist.</p>

JESUS GATHERS HIS DISCIPLES

Matthew 3:13-17



Contents

Message	When Jesus calls us, we should respond immediately.
Learning Objectives	The children will learn: <ul style="list-style-type: none">■ Jesus called the disciples and they immediately followed Him.■ What a disciple is and what it means to follow Jesus.■ Jesus calls us today to follow Him.
Bible Text	Matthew 4:18–25

Jesus Gathers His Disciples



Jesus walked along the Sea of Galilee and saw two brothers, Simon (called Peter) and Andrew, putting a net into the water. They were fishermen. Jesus said to them, "Follow Me. I will make you fishers of men." Peter and Andrew dropped their nets and followed Him.

Jesus then saw two more brothers, James and John, the sons of Zebedee, in a boat with their father mending nets. Jesus also told them to follow Him. They left their father and the boat and followed Jesus.

Jesus travelled to all the synagogues in Galilee teaching and preaching the gospel. He also healed many people from sickness and disease. As the message of Jesus' teaching and healing spread throughout the region, more and more people came to Him to be healed and He gained many followers from all over the regions surrounding Galilee.

Jesus Gathers His Disciples

Suggestions for the Teacher

Lead-In

Show the picture to the children. Discuss with them what they see. Ask what she/he may feel....
Let some of the children play the story of the fishermen in a role-play. Instruct them before.
Provide disguise / fancy dress, a net, some fish....

Lesson Instructions

Begin telling the story...

Discuss with the children...

- What does a fisherman do? (He catches fish, sells them to earn wages to feed his family.)
- What are Peter and Andrew doing, when Jesus meets them?
(They are in the middle of their work.)
- What do they do, when Jesus calls them to follow him?
(They immediately stop what they are doing and follow him.)
- What does Jesus mean by saying: "I will make you fishers of men"?
(They should bring the people just to follow Him.)

Have the children repeat...

- Jesus called the disciples and they immediately followed Him.
- Jesus calls us today to follow Him.


Real-Life Application (explain the following)

- Jesus called his disciples (followers).
- He also calls us today. We decide whether we respond to His call.
- How do we hear this? (Through a feeling in our heart, a conversation with a minister, a family member, who is prompted by the Holy Spirit.)
- Jesus calls us when we feel we should go to Sunday school, pray, offer or serve him.
- As a result, we experience His help and blessing.

Repeat the Message
When Jesus calls us, we should respond immediately.

JESUS IN NAZARETH


Luke 4:16–21; 28–30



Contents

Message	Jesus was the Messiah sent to save all people.
Learning Objectives	The children will learn: <ul style="list-style-type: none">■ Jesus proclaimed that what was written in the scripture had been fulfilled.■ The message of salvation is meant for all people.
Bible Text	Luke 4:16–21; 28-30

Jesus in Nazareth



Jesus read, “The Spirit of the Lord is upon Me, because He has anointed Me to teach the gospel to the poor. He has sent Me to heal those who are sad and disappointed, to free those who are prisoners, to give sight to the blind, to help those in need and to talk about when He will set His people free.”

Jesus closed the book and gave it to the attendant. Jesus then told them, “What I just read to you in this passage is coming true today.”

The people did not understand what Jesus meant, and they did not believe that Jesus was the Messiah announced by Isaiah.

They became angry at His words and drove Him out of the city. They even wanted to push Him over a cliff, but the Son of God walked through the angry crowd and went His way.

News of Jesus’ work spread throughout the land. Jesus went to Nazareth, where He had grown up as a child.

He went into the synagogue on the Sabbath as was His custom, read out of the writings of the prophet Isaiah, and spoke to all who had gathered there.

Suggestions for the Teacher

Lead-In

Show the picture to the children. Discuss with them what they see. Ask what she/he may feel....

Let some of the children play the story in a role-play. Instruct them before.

Provide disguise / fancy dress, a little table, a scroll, a Bible Isaiah 61: 1-2.

Lesson Instructions

Begin telling the story...

Discuss with the children...

- What is a synagogue?
(A place where Jews worship God and study the prophets)
- To what person does Isaiah refer in his prophecy? (To Jesus)
- What do the people of Nazareth think about Jesus?
(He is the son of a carpenter, but not the promised Messiah.)
- Who is the Messiah? (God's Son, empowered by God's Spirit to deliver His people and establish His kingdom)

Have the children repeat...

- Jesus proclaimed that what was written in the scripture had been fulfilled.
- The message of salvation is meant for all people.

Real-Life Application (explain the following)


- Show the children the map of Israel.
- God's servants today continue to proclaim the message of salvation worldwide.



Repeat the Message
Jesus was the Messiah sent to save all people.

JESUS IS TEMPTED


Matthew 4:1-11



Contents

Message	Jesus resisted temptation and we should try to resist temptation too.
Learning Objectives	The children will learn: <ul style="list-style-type: none">■ The Devil tried to tempt Jesus to sin, but Jesus resisted the temptations.■ God knows we are tempted every day.■ God will help us resist temptation, if we ask Him when we pray.
Bible Text	Matthew 4:1–11

Jesus is Tempted



After His baptism, Jesus was led up by the Spirit into the wilderness to be tempted by the Devil. In the desert, Jesus fasted for forty days and forty nights.

The Devil knew Jesus was hungry and said to Him, "If You are the Son of God, why not turn these stones into bread?" Jesus could certainly do that, but He recognised the voice of Satan.

Jesus said, "It is written, 'Man shall not live by bread alone, but by every word that proceeds from the mouth of God.'"

The Devil then took Jesus into Jerusalem, and on the top of the temple, he said to Jesus, "If You are the Son of God, jump down! God will order His angels to carry You on their hands. You will not get hurt!"

Jesus answered, "It is written again, 'You shall not tempt the Lord, your God.'" The Devil failed a second time.

The Devil then took Jesus to a high mountain and showed Him all the kingdoms of the world and their glory. The Devil said to Him, "I will give You all these treasures, if You will fall down and worship me!"

Jesus answered, "Away with you, Satan! For it is written, 'You shall worship the Lord, your God, and Him only you shall serve.'"

Then the Devil left Jesus, and angels came to take care of Him.

Suggestions for the Teacher

Lead-In

Show the picture to the children. Discuss with them what they see. Ask what she/he may feel....

Let some of the children play the story in a role-play. Instruct them before.

Provide disguise / fancy dress, stones, put a chair on a table and let a child stand on the top.

Lesson Instructions

Begin telling the story...

Discuss with the children...

- How is Jesus tempted?
 - Jesus is very hungry and the devil asks Him to turn stones into bread.
 - Jesus is on the top of the temple and the devil asks Him to jump down.
 - Jesus sees all the kingdoms of the world. The devil wants Him to fall down and worship him.
- How does Jesus react?
 - He does not give in to the temptations of Satan.
 - Jesus chases Satan away.

Have the children repeat...

- The Devil tried to tempt Jesus to sin, but Jesus resisted the temptations.
- God knows we are tempted every day.
- God will help us resist temptation if we ask Him when we pray.

Real-Life Application (explain the following)

- Satan tempted even Jesus.
- The devil can also whisper bad thoughts to us. What examples do you know?
- Do not let bad thoughts or wrong friends influence you. How would that be put into practice?
- Test your thoughts: What would your parents or your ministers do?

Repeat the Message
Jesus resisted temptation and we should try to resist
temptation too.

WEDDING IN CANA

Matthew 4:1-11



Contents

Message	Jesus has the power to do anything.
Learning Objectives	The children will learn: <ul style="list-style-type: none">■ Jesus is the Son of God, who can perform miracles. He demonstrated His miracles so that people would believe in Him.■ We can have wonderful experiences of faith today if we listen and do what Jesus tells us.
Bible Text	John 2:1–11

Wedding in Cana



A wedding was being held in Cana in Galilee. Mary, Jesus' mother, was invited to the ceremony. Jesus and His disciples were also invited to the wedding.

When the wine ran out, Mary told her Son, "They do not have any more wine."

Jesus said to her, "Why are you bothering me? My time has not yet come."

Mary said to the servants, "Do whatever He tells you."

Now there were six large stone jugs nearby. Each one could hold about 100 litres. Jesus said to the servants, "Fill the jugs with water."

The servants filled the jugs right up to the brim. Jesus said to them, "Pour some into a cup and take it to the master of the feast to taste."

The servants took the cup to the master of the feast. He did not know where the wine had come from.

When the master of the feast had tasted the wine that had been water he called the bridegroom and said to him, "Most people serve the best wine first. Later, when the guests are drunk, the cheap wine is brought out. You though have saved the best wine until now."

In Cana, Jesus's actions showed everyone who He was and His disciples believed in Him.

Suggestions for the Teacher

Lead-In

Show the picture to the children. Discuss with them what they see. Ask what she/he may feel....

Let some of the children play the story in a role-play. Instruct them before.

Provide disguise / fancy dress, a table, chairs, wine glasses, a bucket of water, bottles.....

Lesson Instructions

Begin telling the story...

Discuss with the children...

- Why does Mary tell the servants to do whatever Jesus tells them?
(Mary knows that Jesus is the son of God. He has the power to do everything.)
- What does Jesus do? (He changes water into wine.)

Have the children repeat...

- Jesus is the Son of God, who can perform miracles.
- He demonstrated His miracles so that people would believe in Him.
- We can have wonderful experiences of faith today if we listen and do what Jesus tells us.


Real-Life Application (explain the following)

- Jesus could perform miracles.
- What is a miracle? (A miracle cannot be explained by scientific laws.)
- Miracles were performed to strengthen the faith of the disciples.
- Jesus can still do miracles today.
- What miracles can Jesus perform today? (Jesus can help if we ask him in prayer, e.g. ...)

<p style="text-align: center;">Repeat the Message Jesus has the power to do anything.</p>

THE PARALYSED MAN


Mark 2:1–12



Contents

Message	God helps and cares for us when we seek His grace.
Learning Objectives	The children will learn: <ul style="list-style-type: none">■ Jesus, the Son of God, healed the paralysed man in order to show His power to forgive sins.■ God helps and cares for us when we seek Him.
Bible Text	Mark 2:1–12

The Paralysed Man



Jesus was in Capernaum, preaching to the people about God. The word soon spread. Many people came to hear Him. So many people had gathered that there was not enough room for everyone.

They were even standing outside the door.

Four men carried a paralysed man on a stretcher. There was no way of getting close to Jesus because of the large crowd, so they climbed onto the roof of the house. They uncovered the roof where Jesus was and lowered the stretcher down.

When Jesus saw what faith these men had, He said to the man who was paralysed, “My son, your sins are forgiven.”

There were some scribes in the crowd near Jesus who had the thought, “Why does this man speak like this? No one can forgive sins but God.”

Jesus knew what these scribes were thinking. He turned to them and said, “What thoughts do you have in your heart? Which is easier to say to a man who cannot walk, ‘Your sins are forgiven you,’ or, ‘Arise, take up your bed and walk’? I will show you that the Son of Man has the power to forgive sins on earth.”

Jesus said to the man, “I say to you, arise, take up your bed and walk home!” The paralysed man stood up, picked up his bed and walked out.

Everyone saw him walking. The people were amazed and praised God. They had never seen anything like it before.

Suggestions for the Teacher

Lead-In

Show the picture to the children. Discuss with them what they see. Ask what she/he may feel....

Let some of the children play the story in a role-play. Instruct them before.

Provide disguise / fancy dress, ropes, if there is a gallery or a table, you can lower a child down...

Lesson Instructions

Begin telling the story...

Discuss with the children...

- Why do so many people want to see Jesus? (They want to hear his preaching.)
- Why do the four friends bring the paralysed man to Jesus? (Jesus should heal him.)
- What is a paralysed man? (He cannot walk.)
- What does Jesus tell the paralysed man at first? ("My son, your sins are forgiven.")
- What is Jesus trying to show the people?
(He is the Son of God and He can forgive sins, as well as heal the sick.)

Have the children repeat...

- Jesus, the Son of God, healed the paralysed man in order to show His power to forgive sins.
- God helps and cares for us when we seek Him.

Real-Life Application (explain the following)

- How do our parents or grandparents care for us? (Food, clothes, protection, education, ...)
- How does God care for us? (Help, spiritual education, good thoughts, forgiveness of sins)

<p style="text-align: center;">Repeat the Message God helps and cares for us when we seek His grace.</p>
--

JESUS AND NICODEMUS

John 3:1–21



Contents

Message	We must experience and believe in the rebirth out of water and the Holy Spirit to enter the kingdom of God.
Learning Objectives	The children will learn: <ul style="list-style-type: none">■ Jesus talked to Nicodemus about the rebirth out of water and the Holy Spirit.■ Anyone who wants to enter the kingdom of God must be baptised and receive the Holy Spirit.
Bible Text	John 3:1-21

Jesus and Nicodemus



Nicodemus was a little confused. He asked Jesus, “But I am old. How can a man be born again? Can he enter his mother’s womb and be born a second time?”

Jesus explained, “Unless someone is born of water and the Spirit, he cannot enter the kingdom of God.”

Nicodemus said, “How can this be?”

Jesus continued, “God gave His Son to the world. Whoever believes in Him will not perish but have eternal life. God did not send His Son to judge the world but so that it may be saved. A person, who lives a truthful life and does good acts, does these things to live a godly life.”

Nicodemus was a Pharisee and a ruler of the Jews. He went to Jesus, one night and asked, “Rabbi, You must be a teacher from God because no one could do the things You do unless God is with Him.”

Jesus said to him, “Unless someone is born again, they cannot enter the kingdom of God.”

Suggestions for the Teacher

Lead-In

Show the children a caterpillar and a butterfly. (In reality or a picture of it).

Ask them, what is different (caterpillar crawls on ground, is dirty, butterfly flies, is colourful, ...)

Alternatively let the children play the Holy Sealing of a child.



Lesson Instructions

Begin telling the story...

Discuss with the children.

- What does Nicodemus know about Jesus? (He recognises his power. He wants to learn more.)
- What does Jesus tell Him?
(“You must be born again of water and the Spirit to enter the kingdom of God.”)
- What does Jesus mean by this?
(If one is reborn with water and Holy Spirit he is spiritually transformed into a new creature.)
What does this mean in order to enter the kingdom of God? (To share eternal life with God)

Have the children repeat...

- Jesus talked to Nicodemus about the rebirth out of water and the Holy Spirit.
- Anyone who wants to enter the kingdom of God must be baptised and receive the Holy Spirit.

Real-Life Application (explain the following)

- Jesus told Nicodemus that he has to be reborn to gain eternal life.
- How are we reborn of water and the spirit? (By Holy Baptism and Holy Sealing)
- What does it mean to live in the new creature?
(Believe in Jesus; live a life according to goodly truth; do good deeds, ...)

Repeat the Message

We must experience and believe in the rebirth out of water
and the Holy Spirit to enter the kingdom of God.

THE SAMARITAN WOMAN


John 4:3–26, 39–42



Contents

Message	Just like the Samaritan woman, we should tell others about God's work.
Learning Objectives	The children will learn: <ul style="list-style-type: none">■ Jesus told the woman if she drank from the well of eternal life she would never thirst again.■ The Samaritan woman recognised that there was something special about Jesus and openly praised God.■ We can help spread the gospel to everyone around us.
Bible Text	John 4:3–26, 39–42

Jesus and the Samaritan



Jesus was on His way to Galilee with His disciples. They had taken the road through Samaria and had reached the town of Sychar.

Jesus was tired after walking such a distance and decided to sit at Jacob's well. A woman came to the well to draw water. Jesus asked her, "Please give Me a drink." The disciples had gone into the city to buy food.

The Samaritan woman asked Jesus, "How is it that You, a Jew, would ask a Samaritan woman for a drink of water?" Jews did not interact with Samaritans.

Jesus said to her, "If only you knew who is asking you for a drink, you would have asked Me to give you living water."

The Samaritan woman replied, "Sir, You do not have a bucket and the well is deep. Where can You get living water?"

Jesus told her, "If you drink from this well, you will thirst again. Whoever drinks of the living water will never thirst again." The Samaritan woman said, "Sir, please give me this living water so that I will not be thirsty again."

Jesus told her, "Go get your husband." The Samaritan woman told Him that she did not have a husband. So Jesus replied, "This is true. You do not have a husband." Jesus talked with the woman and told her all about things that had happened to her in the past.

The Samaritan woman replied, "You are a prophet. Although my family has worshipped on this mountain, Jews say the only place to worship is in Jerusalem."

Jesus said to the Samaritan woman, "It does not matter where you worship. God wants people who will worship Him honestly." The woman replied, "I know the Messiah is coming." Jesus told her, "I am the Messiah."

The woman left the well and ran into the city. She told many people what she experienced and how Jesus told her all about her past. Through her, many came to listen to Jesus and believed in Him. The people explained to the woman, "It was not because of what you said that we believed. We know because we heard Him ourselves and came to believe that He indeed was the Saviour."

Suggestions for the Teacher

Lead-In

Show the picture to the children. Discuss with them what they see. Ask what she/he may feel....

Let some of the children play the conversation in a role-play. Instruct them before.

Provide disguise / fancy dress a little table, a vessel with water, a cup....

Lesson Instructions

Begin telling the story...

Discuss with the children...

- Why does the woman not recognise Jesus?
(Jews do not speak with Samaritans. They look down to them. They think they are impure.)
- Why is water important for our natural lives? (To quench our thirst; plants need water to grow)
- What does Jesus mean with living water? (This is God's word which helps us to grow spiritually.)
- What does the woman do when she recognizes Jesus?
(She wants to share her experience with others.)

Have the children repeat...

- Jesus told the woman if she drank from the well of eternal life she would never thirst again.
- The Samaritan woman recognised Jesus and openly praised God.
- We can help spread the gospel to everyone around us.


Real-Life Application (explain the following)

- Even though all of us are different (from different tribes, countries,..) we are all God's children.
- How do we receive the living water today?
(We hear God's word in Sunday School, in the divine services.)
- The Samaritan woman believed Jesus. She openly praised God to those around her.
- How can we share His love and promise of eternal life with others?
(Let us openly talk about God to people around us in the following week.)

Repeat the Message
Just like the Samaritan woman,
we should tell others about God's work.

THE POOL OF BETHESDA


John 5:1–15



Contents

Message	Jesus cares for people who are forgotten.
Learning Objectives	The children will learn: <ul style="list-style-type: none">■ Jesus, the Son of God, has the power to help the sick.■ The importance of the Sabbath day.■ We should accept God's help.
Bible Text	John 5:1–15

The Pool of Bethesda



The pool of Bethesda in Jerusalem had five porches around it. Blind, lame, and sick people gathered under the porches hoping to be cured.

At the pool, there was a man who had been waiting thirty-eight years to be cured. Jesus saw him lying by the pool. He asked the man “Do you want to be healed?”

The man replied to Jesus, “Sir, I do not have anyone who can help me into the water. By the time I get there someone steps into the pool before me.”

Jesus said to him, “Stand up, pick up your bed and walk.” The man stood up. He was cured! He took his bed and left.

The day this happened was the Sabbath. While walking, the man was accused by others for carrying his bed. “Today is the Sabbath. It is against the law for you to carry your bed.”

The man replied, “But the One who healed me told me to pick up my bed and walk!”

They asked him who this man was. But the man who had been healed did not know who Jesus was.

Afterwards Jesus found him in the temple and said, “You are now well. Sin no more.”

Then the man realised, that it was Jesus who had healed him. He told the Jews what had happened.

The Pool of Bethesda

Suggestions for the Teacher

Lead-In

Show the picture to the children. Discuss with them what they see. Ask what she/he may feel....

Let some of the children play the healing in a role-play. Instruct them before.

Provide disguise / fancy dress, white cloth for the angel, a tub with water...

Lesson Instructions

Begin telling the story...

Discuss with the children...

- What can one see at the pool of Bethesda? (The water bubbles up from time to time. A sick person entering the water first, will be healed.)
- Why is the lame man healed? (He believes in Jesus and does what Jesus tells him to do.)
- Why are the people upset? (Because the healed man carries his bed on the Sabbath)

Have the children repeat...

- Jesus, the Son of God, has the power to help the sick.
- The Sabbath day is important for us.
- We should accept God's help.

Real-Life Application (explain the following)

- Nobody helped this man for 38 years. However, Jesus showed compassion and helped him.
- Sometimes we need to be patient and wait for our heavenly Father to help us.
- We should also be compassionate and help others in need.

Repeat the Message
Jesus cares for people who are forgotten.

THE BEATITUDES

Matthew 5:1-16



Contents

Message	Jesus introduced the rules of the kingdom of God.
Learning Objectives	The children will learn: <ul style="list-style-type: none">■ Jesus is the teacher of the new covenant.■ We should also follow the teachings Jesus gave His disciples.■ With God's help and grace, we strive to live according to the Beatitudes.
Bible Text	Matthew 5:1–16

The Beatitudes



While Jesus taught His disciples, He was surrounded by a great multitude.

He went up on a mountain in Galilee and when He was seated, His disciples came to Him.

Jesus, as the new Moses or lawgiver, introduced the teaching of the new covenant.

Jesus said, "Blessed are the poor in spirit, for theirs is the kingdom of heaven. Blessed are those who mourn for they shall be comforted. Blessed are the meek, for they shall inherit the earth. Blessed are those who hunger and thirst for righteousness, for they shall be filled."

Jesus continued to teach the multitude and said, "Blessed are the merciful, for they shall obtain mercy. Blessed are the pure in heart for they shall see God. Blessed are the peacemakers, for they shall be called sons of God. Blessed are they who are persecuted for righteousness' sake, for theirs is the kingdom of heaven."

To conclude, Jesus said to the multitude, "Blessed are you when they hate you and say all kinds of evil against you falsely for My sake. Be joyful and happy. Your reward in heaven is great, for this is how the prophets who came before you were treated as well."

Jesus wanted the multitude gathered to follow Him, to embody the teaching of the new covenant, and to be examples to others. "You are the light of the world," He said. "Let your light shine so that other people may see the good things you do."

Suggestions for the Teacher

Lead-In

Show the picture to the children. Discuss with them what they see. Ask what she/he may feel....

Let some of the children play the story in a role-play. Instruct them before.

Provide disguise / fancy dress for Jesus. Write down the keywords of the Beatitudes of Jesus.

Lesson Instructions

Begin telling the story...

Discuss with the children...

Ask the children to explain the Beatitudes in their own words like...

Blessed are

- the poor in spirit, for theirs is the kingdom of heaven.
(the people who recognise the need for God. The kingdom of God belongs to them.)
- those who mourn for they shall be comforted.
(the people who suffer and experience painful loss. God will comfort them.)
- the meek, for they shall inherit the earth.
(the people who are humble. They will be given the earth.)
- those who hunger and thirst for righteousness, for they shall be filled.
(the people who want to act according to the will of God, for God will help them to do so.)
- the merciful, for they shall obtain mercy.
(the people who show forgiveness and kindness to others. God will be merciful to them.)
- the pure in heart, for they shall see God.
(the people whose motivations are pure. They will see God.)
- the peacemakers, for they shall be called sons of God.
(the people who make peace. They shall be called the people of God.)
- they who are persecuted for righteousness' sake, for theirs is the kingdom of heaven.
(the people who suffer for doing the right thing even when it is not popular. The kingdom of heaven belongs to them.)
- you when they hate and persecute you, and say evil against you falsely for My sake.
(the people who are treated poorly for confessing Jesus.)

Have the children repeat...

- Jesus is the teacher of the new covenant.
- We should also follow the teachings, which Jesus gave His disciples.
- With God's help and grace, we strive to live according to the Beatitudes.

Real-Life Application (explain the following)

- Ask for an example of every Beatitude in our real live.

**Repeat the Message
In the Beatitudes
Jesus introduced the rules of the kingdom of God.**

THE LORD'S PRAYER

Matthew 6:5-13



Contents

Message	Jesus taught us how we should pray.
Learning Objectives	The children will learn: <ul style="list-style-type: none">■ Jesus taught the disciples the Lord's Prayer.■ What each line of the Lord's Prayer means to us.
Bible Text	Matthew 6:5–13

The Lord's Prayer



Then Jesus told the people they should pray like this:

Our Father in heaven, hallowed be Your name.

Your kingdom come.

Your will be done on earth as it is in heaven.

Give us this day our daily bread.

And forgive us our debts, as we forgive our debtors.

And do not lead us into temptation,
but deliver us from the evil one.

For Yours is the kingdom and the power
and the glory forever.

Amen.”

One day, many people came to Jesus. He climbed a mountain, sat down and taught them. One of the things He spoke to them about was the way we should pray.

Jesus told them, “When you pray, do not be like those hypocrites, who love to stand up and pray so that everyone can see how virtuous they are. God does not hear prayers such as that.

If you want to pray, go into your room and close the door. There, where no one can see you, pray to your Father in heaven, who cannot be seen either. Then He will answer your prayer.

And when you pray do not talk on and on, for your Father knows what you need even before you ask for it.

Suggestions for the Teacher

Lead-In

Show the picture to the children. Discuss with them what they see. Ask what she/he may feel....
Pray together the Lord's Prayer.

Lesson Instructions

Begin telling the story...

Discuss with the children...

What is the meaning of the lines of the Lord's Prayer?

- "Our Father in heaven, hallowed be Your name". – is a statement to show God's majesty and to honour His name.
- "Your kingdom come", – refers to the return of Jesus.
- "Your will be done on earth as it is in heaven" – we want to act according to God's will.
- "Give us this day our daily bread" – we pray for all the things we need in order to live.
- "And forgive us our debts, as we forgive our debtors" – it is important to forgive each other.
- "And do not lead us into temptation" – we ask God to help us resisting sin.
- "But deliver us from the evil one" – God may free us from anything that will lead us to sin.
- "For Yours is the kingdom and the power and the glory forever"
– we praise God, believing that through His power we can be part of His glory for all eternity.
- "Amen" – So be it.

Have the children repeat...

- Jesus taught the disciples the Lord's Prayer.
- Every line of the Lord's Prayer has a meaning to us.


Real-Life Application (explain the following)

- Teach the children the "Lord's Prayer", so that they know it off by heart.
- Ask the children when and how they pray.
- Our heavenly Father loves to listen to us.
- He always has time for us. We can pray to Him at any time.
- We can tell Him all our joys, our burdens and worries.

Repeat the Message
Jesus taught us how we should pray.

THE TEN LEPERS

Luke 17:11-19



Contents

Message	Our thankfulness pleases God.
Learning Objectives	The children will learn: ■ We should be grateful for God's help.
Bible Text	Luke 17:11–19

The Ten Lepers



As Jesus travelled to Jerusalem, He passed through a small village. Not far from the village, He met ten men who suffered from leprosy. The lepers called to Jesus, “Jesus, Master, have mercy on us.”

Jesus heard them and said, “Go, show yourselves to the priests.” The lepers went to see the priests and they were healed.

One of the men turned around and when he saw Jesus, he praised and glorified God aloud. He also fell down before Jesus and thanked Him. This man was a Samaritan.

Jesus asked, “Were there not ten cleansed? But where are the nine? Were there not any others who returned to give glory to God except this foreigner?”

And He said to him, “Arise, go your way. Your faith has made you well.”

Suggestions for the Teacher

Lead-In

Show the picture to the children. Discuss with them what they see. Ask what she/he may feel....
Let some of the children play the story in a role-play. Instruct them before.
Provide disguise / fancy dress....

Lesson Instructions

Begin telling the story...

Discuss with the children...

- How do lepers live at that time?
(They are not allowed to live with their families. They stay outside the village in isolation.)
- How do they get their food? (It is placed at a specific place where they have to fetch it.)
- What do they do if others approach their place? (They have to warn them of their presence.)
- Who can allow them to return to their village? (Only the priests can decide this.)
- What happens when Jesus meets the ten lepers? (The lepers ask for help.)
- What does Jesus do? (Jesus heals all ten.)
- How do the 10 react? (Only one comes back to glorify God.)

Have the children repeat...

- We should be grateful for God's help.

Real-Life Application (explain the following)

- The nine healed lepers took Jesus' help for granted.
- Only one of the ten praised and glorified God.
- We should not take God's help for granted but also thank and praise Him.
- What can we give thanks for? (For our health, food, parents, election, ...)
- How can we show our thankfulness to our heavenly Father? (Prayers of thanks, sacrifices,..)

Repeat the Message
Our thankfulness pleases God.

THE BLIND MAN

Mark 10: 46–52



Contents

Message	God hears our fervent pleas and helps us.
Learning Objectives	The children will learn: <ul style="list-style-type: none">■ Jesus attended to Bartimaeus because of his persistent pleas made in faith.■ God hears our persistent pleas made in faith.
Bible Text	Mark 10: 46–52

The Blind Man



Jesus stopped and commanded that the blind man come to Him. The crowd called out to the blind man and said, “Be happy and rise. He is calling you.” Bartimaeus got up and went to Jesus.

Jesus said to him, “What do you want Me to do for you?”

Bartimaeus replied, “Lord, I want to see.”

Jesus answered him, “Go your way; your faith has made you well.”

Immediately, Bartimaeus was able to see. He followed Jesus as He continued down the road.

Jesus and His disciples went to Jericho. As they travelled out of the city they were followed by many people. A blind man sat by the road begging. The man’s name was Bartimaeus.

When Bartimaeus heard that Jesus was coming, he cried out and said, “Jesus, Son of David! Have mercy on me.”

Many people told Bartimaeus to be quiet. Bartimaeus did not listen. He continued to cry out to Jesus, “Son of David, have mercy on me.”

Suggestions for the Teacher

Lead-In

Show the picture to the children. Discuss with them what they see. Ask what she/he may feel....

Let some of the children play the story in a role-play. Instruct them before.

Provide disguise / fancy dress and additional materials like a basket, a baby doll....

Lesson Instructions

Begin telling the story...

Discuss with the children...

- Why do so many people follow Jesus? (They want to be taught, see miracles, ...)
- What happens when Jesus meets the blind Bartimaeus? (He calls out to Jesus for help.)
- What does he reply, when Jesus asks him what He can do for him? ("I want to see again.")
- What does Jesus say to Bartimaeus when he has healed him? ("Your faith has healed you!")
- What does this mean? (Faith and trust leads Bartimaeus to health.)

Have the children repeat...

- Jesus attended to Bartimaeus because of his persistent pleas made in faith.
- God hears our persistent pleas made in faith.

Real-Life Application (explain the following)

- By asking Jesus for help, Bartimaeus showed great trust in Him.
- He was convinced that Jesus could help him. Thanks to his faith he was healed.
- Where do we need help? (Earthly matters: school, family / spiritual matters: faith, love,)
- What is necessary if we ask Jesus for help? (We must trust in Him.)

<p style="text-align: center;">Repeat the Message God hears our fervent pleas and helps us.</p>

JAIRUS' DAUGHTER

Mark 5:21-42



Contents

Message	Jesus will resurrect the living and the dead when He returns.
Learning Objectives	The children will learn: <ul style="list-style-type: none">■ Jesus raised a young girl who recently died.■ We need to believe in Jesus in order to be raised.
Bible Text	Mark 5:21–42

Jairus' Daughter



A large crowd of people gathered where Jesus had stopped by the sea.

When Jairus saw Jesus, he fell at His feet and begged, "My little daughter lies at the point of death. Come and lay your hands on her, that she may be healed, and she will live." So Jesus went with him, and the crowd followed.

There was a woman who had suffered from a bleeding disease for a very long time. She went to many doctors, but none of them helped her. Jesus walked through the crowd, and as she walked behind she thought, "If only I may touch Jesus' clothes, I will be well again." She touched His garment and immediately she was healed of her illness.

Jesus felt the power go out of Him. He asked "Who touched Me?" Afraid, the woman fell at His feet and admitted that she was the one who touched Him.

Jesus said, "Your faith has made you well. Go in peace and be healed of your illness."

When Jesus was speaking to the woman, someone came from the synagogue and told Jairus that his daughter was dead. When Jesus heard this He said to Jairus, "Do not be afraid, only believe."

When Jesus arrived at Jairus' house, He saw people crying. He said, "Why are you crying? The child is sleeping. She is not dead!"

The people that were gathered did not believe Him. Jesus made everyone go outside. He then led the mother and father into the room where the child was laying.

Jesus held the child's hand and said, "Little girl, get up!" She immediately got up and walked.

Suggestions for the Teacher

Lead-In

Show the picture to the children. Discuss with them what they see. Ask what she/he may feel...
Let some of the children play the story in a role-play. Instruct them before.
Provide disguise / fancy dress, a mattress, pyjama....

Lesson Instructions

Begin telling the story...

Discuss with the children...

- Who is Jairus? (A rich ruler of the synagogue)
- What is his concern? (He asks Jesus for help for his sick daughter.)
- Why does he ask Jesus for help? (He completely trusts in Him.)
- What does Jesus say, when he is told of the girl's death? ("Do not be afraid; only believe.")
- What next? (Jesus says to the girl, "Little girl, I say to you, arise." The girl arises and walks.)
- What do people say when they see this? ("The child was not dead but sleeping".)

Have the children repeat...

- Jesus raised a young girl who recently died.
- We need to believe in Jesus in order to be raised.

Real-Life Application (explain the following)

- Jesus said to Jairus, "Do not be afraid, only believe."
- Sometimes we are in situations where we are afraid.
- In all circumstances we are advised to believe. God has the power to help.

Repeat the Message
Jesus will resurrect the living and the dead
when He returns.

A WIDOW'S SON

Luke 7:11-17



Contents

Message	Jesus' power is stronger than death.
Learning Objectives	The children will learn: <ul style="list-style-type: none">■ Jesus raised a dead young man by His word.■ Jesus gives the boy back to his mother.
Bible Text	Luke 7:11–17

A Widow's Son



One day the Lord Jesus entered a city called Nain. A great number of sad looking people came towards Him from the city gate.

Some strong men were carrying a bier. On the bier was the body of a young man who had recently died. He was the only son of a widow.

When the Lord Jesus saw the mother, He felt great compassion for her. Jesus went to her and said, "Do not weep!" Then He went over to the bier, on which her dead son lay and said, "Young man, I say to you, arise!" The young man immediately sat up and began to speak.

He was alive again! Then Jesus presented him to his mother.

The people who saw this were filled with awe and praised God.

Suggestions for the Teacher

Lead-In

Show the picture to the children. Discuss with them what they see. Ask what she/he may feel....

Let some of the children play the story in a role-play. Instruct them before.

Provide disguise / fancy dress, a stretcher, pyjama....

Lesson Instructions

Begin telling the story...

Discuss with the children...

- What is a bier? (A movable stretcher on which a corps is placed before burial)
- What is a widow? (The husband has died.)
- How does she feel when her son also dies? (She feels alone, helpless, ...)
- How does Jesus feel? (He feels great compassion for the mother.)
- How does he react? (He says to her: "Do not weep!", and to the son: "Young man, arise!")

Have the children repeat...

- Jesus raised a dead young man by His word.
- Jesus gives the boy back to his mother.

Real-Life Application (explain the following)

- Jesus showed compassion to the mother.
- We also want to show compassion to others.
- How can we do this? (Visit the sick ones, comfort the sad ones, help the poor ones, ...)

<p style="text-align: center;">Repeat the Message Jesus' power is stronger than death.</p>
--

THE CENTURION OF CAPERNAUM


Matthew 8:5-13



Contents

Message	Jesus is pleased with those who are humble and have faith in Him.
Learning Objectives	The children will learn: <ul style="list-style-type: none">■ Jesus helped the centurion because he deeply believed in Jesus' power.■ Jesus answers the prayers of those who are humble and faithful.
Bible Text	Matthew 8:5–13

The Centurion of Capernaum



When Jesus was going into Capernaum, a centurion came up to Him and said, “Lord, my servant is ill at home. He is in great pain.”

Jesus replied, “I will come and heal him.”

The centurion said to Jesus “Lord, I am not worthy enough for You to come to my house. Just say the word and my servant will be healed.

I have officers who give orders to me, and I have soldiers who take orders from me. If I say to one of them, ‘Go!’ then he goes. If I say to another soldier, ‘Come here!’ then he comes. Whatever I tell my servants to do, they do it.”

When Jesus heard this He was amazed and said to those who were following Him, “Truly I have to say that I have never found anyone with this much faith, even in Israel! But I say unto you many will come from east and west to enjoy the feast in the kingdom of heaven with Abraham, Isaac, and Jacob; but the sons of the kingdom will be cast out into the dark; they will cry and grit their teeth in pain.”

Then Jesus said to the centurion, “Go home. Everything will happen just as you believed it would.” When the centurion went home his servant was healed.

The Centurion of Capernaum

Suggestions for the Teacher

Lead-In

Show the picture to the children. Discuss with them what they see. Ask what she/he may feel....

Let some of the children play the story in a role-play. Instruct them before.

Provide disguise / fancy dress. Write the important quotations/citations on a note before the lesson.

Lesson Instructions

Begin telling the story...

Discuss with the children...

- What is a centurion? (A centurion was a Roman army officer. He had great power.)
- What does he do when his servant is ill? (He asks Jesus for His help. He trusts him.)
- What does he say to Jesus? ("Just say the word and my servant will be healed".)
- How does Jesus react? (He is very astonished about the strong faith of this man.)

Have the children repeat...

- Jesus helped the centurion because he deeply believed in Jesus' power.
- Jesus answers the prayers of those who are humble and faithful.

Real-Life Application (explain the following)

- How did the centurion come to Jesus?
(He was humble; he believed completely in the healing power of Jesus.)
- Share one of your own personal experiences, where God helped when a solution seemed impossible.
- Nothing should stop us from believing that God will help us.

Repeat the Message

Jesus is pleased with those who are humble and have faith
in Him.

THE SINFUL WOMAN

Matthew 8:5-13



Contents

Message	We love Jesus, so He forgives our sins.
Learning Objectives	The children will learn: <ul style="list-style-type: none">■ Jesus saw how much the woman loved Him and wanted her sins to be forgiven.■ Jesus will forgive us if we are truly sorry for the mistakes we make.
Bible Text	Luke 7:36–50

The Sinful Woman



One day a Pharisee named Simon asked Jesus to come to his house for something to eat. Jesus went to the home of the Pharisee and sat down to eat.

A woman, who was known in the city for the ungodly way she lived, came to the house with a container of expensive perfume. She stood behind Jesus and cried. She washed Jesus' feet with her tears and dried them with her hair. When she was finished, she kissed His feet and poured perfume on them.

The Pharisee, who had invited Jesus into his home, was a little puzzled by what he saw.

He thought to himself, "If this man is a real prophet, He would know what this woman has done."

Jesus said to Simon, "There was once a creditor who had two people who owed him money.

One person owed him five hundred denarii, and the other person owed him fifty. Neither of the people could pay their debts. The creditor forgave both of them of their debts. Which of the two men loved the creditor more?"

Simon replied, "I would guess the person who had the larger debt forgiven."

Jesus answered, "You are right!" Jesus turned to the woman and said, "Do you see this woman? She washed My feet and dried them with her hair when I entered your home. You did not give me any water to wash My feet. This woman has not stopped kissing My feet since I entered your home. You did not kiss Me. This woman put perfume on My feet when you did not. This woman may have many sins, but they are forgiven because she has shown Me much love." He turned to the woman and said, "Your sins are forgiven."

The others at the table said to one another, "Who is He to forgive her sins?"

Jesus then said to the woman, "Your faith has saved you. Go in peace."

Suggestions for the Teacher

Lead-In

Show the picture to the children. Discuss with them what they see. Ask what she/he may feel....

Let some of the children play the story in a role-play. Instruct them before.

Provide disguise / fancy dress, chair, bowl filled with water.....

Lesson Instructions

Begin telling the story...

Discuss with the children...

- What is a Denarius? (It is a monetary silver coin.)
- If you did something wrong what do you do to show that you feel sorry? (Apologise, ...)
- What does the sinful woman do?
(She cries, washes Jesus' feet with her tears, dries them with her hair, she kisses His feet.)
- What does the Pharisee think? (Jesus is not a prophet. He does not know what she has done.)
- Why does Jesus tell the Pharisee the story about the creditor and the debtors?
(Jesus loved the woman more than he loved the Pharisee.)
- How does the woman feel when Jesus forgives all her sins?

Have the children repeat...

- Jesus saw how much the woman loved Him and wanted her sins to be forgiven.
- Jesus will forgive us if we are truly sorry for the mistakes we make.


Real-Life Application (explain the following)

- Jesus forgave the sinful woman who loved Him no matter how many sins she had committed.
- What situations do you know, where you acted wrongly?
(Telling lies, hurt someone, ignore the plea of your mother, ...)
- Jesus will forgive us if we are sorry for what we have done and ask for forgiveness.

Repeat the Message
We love Jesus, so He forgives our sins.

THE TREASURE IN THE FIELD


Matthew 13:44



Contents

Message	The kingdom of heaven is our treasure.
Learning Objectives	The children will learn: <ul style="list-style-type: none">■ God's kingdom can be found in the hearts of people who embrace and follow the teaching of Jesus.
Bible Text	Matthew 13:44

The Treasure in the Field



One day a man filled with sadness and despair walked along a field. He did not know if his luck would change or what would happen in the future. In the corner of the field, the man saw something shining out of the soil.

When he stooped down to see what it was, he realised it was a great treasure! He knew it was precious so he covered the treasure he found with soil and rocks.

He joyfully went home and gathered everything he owned. He took his belongings to a merchant and sold them. With the money that he collected from the merchant he went to the farmer and bought the field where he found the treasure.

After Jesus explained several different parables to His disciples, He told them, "The kingdom of heaven is like treasure hidden in a field, which a man found and hid. And for joy over it he goes and sells all that he has and buys that field."

The Treasure in the Field

Suggestions for the Teacher

Lead-In

Show the picture to the children. Discuss with them what they see. Ask what she/he may feel....

Lesson Instructions

Begin telling the story...

Discuss with the children...

- Jesus tells this parable. What is a parable? (It is a story, which we can transfer to our life.)
- How would you feel if you would discover such a treasure?
- What does this man do? (He sells all his belongings to get money to buy this field.)

Have the children repeat...

- God's kingdom can be found in the hearts of people who follow the teaching of Jesus.

Real-Life Application (explain the following)

- The man bought the field to possess the treasure.
- What is our treasure? (Being together with God in his kingdom forever.)
- What should we do?
(We give up anything that might prevent us from being together with God forever.)

<p style="text-align: center;">Repeat the Message The kingdom of heaven is our treasure.</p>

JESUS CALMS THE STORM

Matthew 8:23-27



Contents

Message	Jesus is almighty. He can save us in every situation.
Learning Objectives	The children will learn: <ul style="list-style-type: none">■ Jesus has power over heaven and earth.■ When we become afraid, we believe Jesus is always with us and we can call on Him to help us.
Bible Text	Matthew 8:23–27

Jesus Calms the Storm



Jesus had spent the whole day teaching people about God. When it was evening, He had sent them all home.

Jesus was in a boat with His disciples crossing the water to the opposite shore.

He fell asleep on a pillow. A great storm came upon them and covered the boat with waves.

It was very dangerous and everyone was at risk to die. The disciples woke Jesus up and asked Him, “Master! Do you not care that we could all drown?”

Jesus got up and ordered the storm, “Peace, be still!”

The wind died down and everything became calm. The disciples were amazed that the Lord Jesus could command the sea to obey Him.

Jesus asked His disciples, “Why were you so afraid? I was with you. Do you still have such little faith?”

Suggestions for the Teacher

Lead-In

Show the picture to the children. Discuss with them what they see. Ask what she/he may feel....

Let some of the children play the story in a role-play. Instruct them before.

Provide disguise / fancy dress; let them sit one behind the other on the floor like sitting in a boat.

Lesson Instructions

Begin telling the story...

Discuss with the children...

- How do the disciples react when the storm comes up?
(They are terrified. They have fear. They wake up Jesus for help.)
- How does Jesus help? (He calms the storm with a few words.)
- Why is it possible that the wind and the sea obey Him?
(Jesus is the Son of God; for Him everything is possible.)

Have the children repeat...

- Jesus has power over heaven and earth.
- When we become afraid we believe Jesus is always with us.
- We can call on Him to help us.

Real-Life Application (explain the following)

- A storm can be a picture of a difficult time in our life.
- In what difficult situations can we find ourselves? What are we afraid of?
- How can we get through them?
(We can pray. We can speak to our parents, our Sunday school teacher or our leaders.)

Repeat the Message
Jesus is almighty. He can save us in every situation.

THE PARABLE OF THE SOWER

Luke 8:4-15



Contents

Message	We should listen to God's word and apply it to our lives.
Learning Objectives	The children will learn: <ul style="list-style-type: none">■ The word of God is like a seed that a farmer sows in the ground.■ Our heart, like soil before a seed is sown, should be prepared to receive the word of God.
Bible Text	Luke 8:4–15

The Sower



Many people had gathered around Jesus. He used this opportunity to tell them a parable.

Jesus said to them, "A sower went out into the field to sow the seed. As he scattered the seed, some fell along the footpath. The birds came and ate it all up.

Some of the seeds fell on the rocky ground, which was only covered by a thin layer of soil.

The stalks quickly grew high, but they were unable to put down any roots. And when the sun came up, they withered and died.

Some seeds fell among the thistles. The thistles grew fast and did not give the young stalks room to grow.

And some seeds fell on good soil. They took root, grew, and produced lots of fruit. If you have ears then hear."

Later on, the disciples asked Jesus what this story meant, and He explained it to them. "The seed is the word of God. Some people hear the word, but Satan comes and immediately takes away the seed that was sown in their hearts.

Those are the seeds that fall along the footpath. When the seed falls on rocky ground, a person hears the word of God and joyfully accepts it, but it strikes no root in his or her heart. As soon as someone speaks against this word or they find themselves being tested, the person does not believe God's word anymore. The thistles represent the person who hears the word, but for whom worldly cares and wealth choke it, and it proves unfruitful.

But with some people, the word of God falls on good soil. That means, they hear the word of God, accept it in their hearts, and it brings forth fruit."

The Parable of the Sower

Suggestions for the Teacher

Lead-In

Show the picture to the children. Discuss with them what they see. Ask what she/he may feel....

Let some of the children visualise the parable. Instruct them before.

Provide the four types of the field: footpath, rocky ground, thistles, good soil.

Lesson Instructions

Begin telling the story...

Discuss with the children...

- How can we understand the parable today?
- What is the seed? (The word of God)
- What is meant by the hard pathway?
(We have a hard heart. We hear, however, God's goodness disappears before it can take root.)
- What is meant by the rocky ground? (We believe for a short time but fall away in temptation.)
- What is meant by the thistles?
(We are filled up with cares, riches, and pleasures of life. There is no room for the good.)
- What is meant by good soil?
(We hear the word with a noble and good heart, keep it and bear fruit with patience.)

Have the children repeat...

- The word of God is like a seed that a farmer sows in the ground.
- Our heart should be prepared to receive the word of God.

Real-Life Application (explain the following)

- What can we do to have a noble and good heart?
(Listen to God's word in the divine services. Listen attentively in Sunday school. Listen to our leaders. Keep it in our mind. Repeat it with our parents. Pray sincerely etc.)

Repeat the Message

We should listen to God's word and apply it to our lives.

THE WHEAT AND TARES

Matthew 13:24–30, 36–43



Contents

Message	The kingdom of God grows so powerfully that evil cannot stop it.
Learning Objectives	The children will learn: <ul style="list-style-type: none">■ We should not be surprised at the human imperfections of others in the Church.■ Despite the evil that is revealed around us until the Last Judgement, we want to remain unwavering in the footsteps of Christ.
Bible Text	Matthew 13:24–30, 36–43

The Wheat and the Tares



Jesus sat by the sea and told those who were gathered many parables.

Jesus explained, “The kingdom of heaven is like a man who sowed good seed in his field.

One evening, while everybody slept, his enemy came and sowed weeds in the same field and went away.

When the wheat started to grow, so did the weeds. The field workers noticed the weeds and ran to tell their master.

They said, ‘Many weeds are growing in the field. You sowed wheat there; how is this possible?’

The farmer replied, ‘Someone must have done this to do me harm.’

The workers then asked, ‘Shall we pull out the weeds?’

The farmer said, ‘No. Otherwise, you might even pull out the wheat as well. Let them both grow.’

When harvest time comes, I will tell the reapers to gather both. The weeds we will burn and the wheat we will store in the barns.”

Suggestions for the Teacher

Lead-In

Show the picture to the children. Discuss with them what they see. Ask what she/he may feel....
Before the lesson starts, let some of the children collect a rice plant and different tares and show it to all.

Lesson Instructions

Begin telling the story...

Discuss with the children...

- What does Jesus teach in the parable?
 - Only good comes from God.
 - The devil sows evil seed.
 - God will judge between good and evil.

Have the children repeat...

- We should not be surprised at the human imperfections of others in the Church.
- Despite the evil that is revealed around us, we want to remain in the footsteps of Christ.

Real-Life Application (explain the following)

- How can we distinguish good and evil? (The Holy Spirit helps us to recognize both.)
- What are tares today?
(Jealousy, injustice, violence, war, imperfections in ministers or congregation members)
- Although there is evil in the world nothing will stop the power of the kingdom of God.
- We want to care for the good and avoid the evil.

Repeat the Message

The kingdom of God grows so powerfully that evil cannot stop it.

THE FEEDING OF THE 5,000

John 6:5-13



Contents

Message	Jesus provides spiritual strength for everyone who follows Him.
Learning Objectives	The children will learn: <ul style="list-style-type: none">■ After providing spiritual food and strength through His teaching, Jesus made sure everyone had enough to eat.■ When they have the desire to follow and believe, God will provide for them too.■ We obtain spiritual strength from listening to what we are taught in Sunday School and in the divine service.
Bible Text	John 6:1–13

The Feeding of the 5,000



Many people gathered to see Jesus and listened to what He had to say. He taught the people about God. The crowds grew larger while He talked.

One day Jesus went up a mountain and sat with His disciples. Many people followed Him because they had witnessed the miracles

He performed for people who were sick.

Soon the small crowd grew from just a few people to hundreds of people to thousands of people.

Jesus said to Philip, "Where can we buy bread so that the many people can eat?" Jesus said this to test Philip. He knew what he should do.

Philip answered, "Even for 200 denari we could not buy enough bread to satisfy all of them. And even if everyone eats only a little bit, it still would not be enough."

Andrew said, "There is a boy here who has five barley loaves and two small fish. But how is that supposed to feed so many people?"

But Jesus said, "Tell the people to gather on the grass." Five thousand men, plus women and children, sat down on the grass.

Jesus took the boy's bread, gave thanks for it and gave the bread and fish to the disciples to distribute to the crowd. The people ate as much as they wanted.

Once they were filled, Jesus said to His disciples, "Collect up the leftovers so that nothing goes to waste."

The disciples collected twelve baskets of leftover food.

The Feeding of the 5,000

Suggestions for the Teacher

Lead-In

Show the picture to the children. Discuss with them what they see. Ask what she/he may feel....

Let some of the children play the story in a role-play. Instruct them before.

Provide disguise / fancy dress, bread, fish, baskets....

Lesson Instructions

Begin telling the story...

Discuss with the children...

- How does the crowd feel when Jesus talks for a long time? (They get hungry.)
- How does Philip feel as he has only 5 loaves of bread and 2 small fish?
(This is not enough.)
- What does Jesus do with the bread and fish before it is given to the people?
(He blesses it, breaks it and gives it to the disciples.)
- What happens after this?
(The disciples give it to the waiting crowd. There are twelve baskets of crumbs left afterwards.)

Have the children repeat...

- After providing spiritual food through His teaching, Jesus made sure everyone had enough to eat.
- When we have the desire to follow Jesus, God will care for us too.
- We obtain spiritual strength in Sunday school and in the divine service.


Real-Life Application (explain the following)

- Jesus' disciples gave the bread and the fish to the people.
- Today the ministers serve in the divine service by Jesus' commission and give out God's word.
- This word is food for our soul.
- Thousands listen, "eat their fill" and experience blessing. Jesus also blesses today.

Repeat the Message
Jesus provides spiritual strength for everyone who follows
Him.

THE GREAT CATCH OF FISH


Luke 5:1-11



Contents

Message	We should trust the Lord and have faith in His word.
Learning Objectives	The children will learn: <ul style="list-style-type: none">■ Against all odds, Peter did exactly what Jesus told him to do.■ When God speaks to us through His servants, we should trust what they say.
Bible Text	Luke 5:1–11

The Great Catch of Fish



After some time, Jesus stopped and told Peter, “Go further into the deep water and let down your nets for a catch.”

Peter replied, “Master, we worked the whole night and caught nothing. But if You say so, I will put the nets in the water again.”

When he put his net out as Jesus instructed he caught such a great number of fish that the net began to break. He signalled his partners to help. John and James came and they filled their boat with fish also. There were so many fish that the boats almost sank!

Peter fell to his knees before Jesus and said, “Depart from me, for I am a sinful man, O Lord.”

Jesus replied, “Do not be afraid. From now on you will catch men.” Peter, James and John put their boats on land and followed Jesus.

One day Jesus stood on the shore of a lake.

A big crowd had gathered because everyone wanted to listen to Him preach. Jesus saw two boats nearby, but the fishermen had already left and were cleaning their nets.

He climbed into one of the boats, which happened to be Peter’s, and asked if he would push away from the shore.

Jesus continued to preach to the crowd from the boat.

Suggestions for the Teacher

Lead-In

Show the picture to the children. Discuss with them what they see. Ask what she/he may feel....

Let some of the children play the story in a role-play. Instruct them before.

Provide disguise / fancy dress, a net, some fish.

Lesson Instructions

Begin telling the story...

Discuss with the children...

- How do the disciples feel, when do they don't catch anything?
(They are sad and disappointed.)
- Why do the disciples obey Jesus even though they know differently? (They have already experienced His great power. Their trust in Jesus has always resulted in gain.)
- What does Jesus mean when He says, "From now on you will catch men?"
(Jesus wants his disciples to look for people to turn them into faithful believers of God.)
- What do the disciples do afterwards? (They follow Jesus and become fishers of men.)

Have the children repeat...

- Against all odds, Peter did exactly what Jesus told him to do.
- When God speaks to us through His servants, we should trust what they say.

Real-Life Application (explain the following)

- Apostles are messengers of Christ.
- They teach people to follow Jesus.

Repeat the Message

We should trust the Lord and have faith in His word.

JESUS WALKS ON THE SEA

Matthew 14:22-33



Contents

Message	When we believe in Jesus, we have nothing to fear.
Learning Objectives	The children will learn: <ul style="list-style-type: none">■ Peter walked on water to greet Jesus.■ Sometimes we live through a situation that causes us to doubt our faith.■ We do not need to be afraid. Jesus is always close and willing to help us.
Bible Text	Matthew 14:22–33

Jesus Walks on the Sea



Jesus went up a mountain to pray. He sent His disciples on ahead of Him and told them to sail home in their ship across the sea.

It was already dark. A strong wind came up, and the waves tossed the boat. All at once, the disciples saw a figure walking across the water.

The disciples were terrified. They all screamed, "It is a ghost!"

When the figure spoke to them, they realised right away that it was Jesus walking across the water. Jesus said, "It is I. Do not be afraid."

Peter answered, "Jesus if it really is You, let me come across the water to You."

And Jesus said, "Come!"

Peter climbed out of the ship and started walking across the water towards Jesus. When he realised how strong the wind was, he started to sink.

Jesus asked, "Why do you doubt?" He grabbed Peter by the hand and helped him climb into the ship. Then the wind slowed down.

Suggestions for the Teacher

Lead-In

Show the picture to the children. Discuss with them what they see. Ask what she/he may feel....

Let some of the children play the story in a role-play. Instruct them before.

Have the children act out what a storm would sound like.

Provide disguise / fancy dress. Have eleven children sit one behind the other on the floor like in the boat and the twelfth, Peter, balances on a bench.

Lesson Instructions

Begin telling the story...

Discuss with the children...

- Why can Peter walk on the water? (Jesus calls him. He trusts Jesus completely.)
- Why does Peter sink? (He becomes afraid. He doubts.)
- Why can Jesus walk on the water? (He is the Son of God. He is almighty.)

Have the children repeat...

- Peter walked on water to greet Jesus.
- Sometimes, we live through a situation that causes us to doubt our faith.
- We do not need to be afraid. Jesus is always close and willing to help us.

Real-Life Application (explain the following)

- Peter trusted in Jesus.
- After Peter doubted, Jesus was there to help Peter.
- Whom do we trust? (We trust in God, our parents, our teachers etc.)

Repeat the Message
When we believe in Jesus, we have nothing to fear.

PETER'S PROFESSION OF FAITH

John 6:58-69



Contents

Message	To attain eternal life we have to believe that Jesus is the Son of God.
Learning Objectives	The children will learn: <ul style="list-style-type: none">■ Peter believed that Jesus was the Son of God.■ We should listen to Jesus. He has the words of eternal life.
Bible Text	John 6:56–69

Peter's Profession of Faith



One day Jesus was teaching in the synagogue in Capernaum. While He was teaching His disciples, Jesus said to them, "He who eats My flesh and drinks My blood abides in Me, and I in him. My Father sent Me and I live because of Him, so whoever believes in Me will live because of Me. This is bread that comes from heaven. It is not like the manna your fathers ate many years ago. He who eats this bread will live forever."

Many disciples did not understand what Jesus meant when He said these things. Many of Jesus' disciples said, "This is a hard saying. Who can understand it?"

Jesus asked the disciples, "Does this offend you? What then if you should see the Son of Man ascend from where He once stood?"

None of the disciples answered these questions. Jesus continued to talk and said to them,

"The words that I speak to you are spirit, and they are life. But there are some of you who do not believe."

Jesus knew from the beginning some did not believe, and He also knew there was one who would betray Him. He said, "Therefore I have said to you that no one can come to Me unless it has been granted to him by My Father."

From that time on, many of His disciples left Jesus and did not follow Him anymore.

Jesus asked the twelve who remained if any of them wanted to go away too. Among the twelve there was Peter. He said to Jesus, "Lord, to whom shall we go? You have the words of eternal life.

Also, we have come to believe and know that You are the Christ, the Son of the living God."

Peter's Profession of Faith

Suggestions for the Teacher

Lead-In

Show the picture to the children. Discuss with them what they see. Ask what she/he may feel....

Let some of the children play the story in a role-play. Instruct them before.

Provide disguise / fancy dress. Write the important quotations/citations on a note before the lesson.

Lesson Instructions

Begin telling the story...

Discuss with the children...

- What does Jesus mean when He speaks about the "bread from heaven"?
(The bread from heaven is Holy Communion, which gives us eternal life.)
- What do some of the disciples feel when Jesus says this?
(Some do not understand Him and leave Him.)
- What does Peter say? ("You are the Christ, the Son of the living God.")

Have the children repeat...

- Peter believed that Jesus was the Son of God.
- We should listen to Jesus. He has the words of eternal life.

Real-Life Application (explain the following)


- Peter believed Jesus was the Son of God.
- We too believe Jesus is the Son of God. He brings us eternal life through word and Sacrament.
- How do we show others that we believe in Jesus?
(If we apply what we hear in the divine services.)

Repeat the Message

To attain eternal life we have to believe that Jesus is the
Son of God.

THE TRANSFIGURATION OF JESUS


Luke 9:28-36



Contents

Message	God wants us to listen to His Son, Jesus Christ.
Learning Objectives	The children will learn: <ul style="list-style-type: none">■ God proclaims Jesus as His Son.■ The Old Testament represented by Moses (the Law) and Elijah (the Prophets) is fulfilled in Jesus Christ.■ The transfiguration gave the disciples a glimpse of what to expect when Christ would arise from the dead.
Bible Text	Luke 9:28–36

The Transfiguration of Jesus



One day Jesus went up a mountain to pray. He took Peter, John, and James with Him. While Jesus was praying, His face changed. It was radiant like the sun, and His clothes became dazzling white. Suddenly, two men appeared and talked to Jesus. These two men were Moses and Elijah.

They talked to Jesus about everything that was going to happen in Jerusalem. By this time, the disciples were sound asleep. When they awoke they saw the two men standing with Jesus.

Peter said to Jesus, "Let us stay here. We can build three shelters, one for You, one for Moses, and one for Elijah." As Peter was speaking a cloud passed over them and came to rest above the men.

The disciples were afraid. A voice spoke from the cloud, "This is My beloved Son. Hear Him!"

When the disciples looked around, they saw that Jesus was alone. Moses and Elijah were no longer there. They went down the mountain, and at first, told no one what they had seen.

The Transfiguration of Jesus

Suggestions for the Teacher

Lead-In

Show the picture to the children. Discuss with them what they see. Ask what she/he may feel....

Lesson Instructions

Begin telling the story...

Discuss with the children...

- Why does Jesus take Peter, James and John up the mountain with him?
(They are confused about His future and He wants to strengthen them.)
- What do the disciples see there?
(His face becomes radiant like the sun, His clothes become white; Moses and Elijah appear.)
- Who are Moses and Elijah? (The representatives from the beyond)
- Why does Peter want to make three shelters?
(He does not want Jesus, Moses and Elijah to leave.)

Have the children repeat...

- God proclaims Jesus as His Son.
- The Old Testament represented by Moses and Elijah is fulfilled in Jesus Christ.
- The transfiguration gave the disciples a glimpse of what to expect when Christ arises.


Real-Life Application (explain the following)

- What did God say? "This is My beloved Son. Hear Him!"
- God still wants us to hear Jesus.
- How does he speak to us today? (He speaks to us through the ministers in God's house.)

Repeat the Message
God wants us to listen to His Son, Jesus Christ.

THE GOOD SHEPHERD AND THE LOST SHEEP

Luke 15:1-7



Contents

Message	Jesus seeks out souls like a good shepherd who lost his sheep.
Learning Objectives	The children will learn: <ul style="list-style-type: none">■ Sheep feel safe and secure in the presence of their shepherd.■ Jesus' love for us is as great as the love of a good shepherd for his sheep.■ Jesus loves all, even those who leave Him.■ Everyone is special to Jesus.
Bible Text	Luke 15:1-7

The good shepherd and the lost sheep



Jesus told them, "If a shepherd has a hundred sheep and one runs away and gets lost, does he not leave the ninety-nine behind to go and look for the one that is lost?"

He looks everywhere until he finds it. When he has found the sheep, he is happy. The shepherd lifts it onto his shoulders and carries it home. He shouts to all his friends and neighbours, 'Rejoice with me. I have found the lost sheep.'

There will be just as much joy in heaven over a sinner who repents.

God will be more pleased with this one than with the ninety-nine righteous people who do not need to repent."

When Jesus spoke, everyone drew near to Him. Even the tax collectors and the people who were not good people came.

The Pharisees and scribes complained that Jesus treated everyone, even sinners, with love.

The Good Shepherd and the Lost Sheep

Suggestions for the Teacher

Lead-In

Show the picture to the children. Discuss with them what they see. Ask what she/he may feel....
Let some of the children play the story in a role-play. Instruct them before.
Provide disguise, a hat, a shepherd's crook. Some children play the 99. One is the lost sheep.
The children sing an appropriate hymn.

Lesson Instructions

Begin telling the story...

Discuss with the children...

- Who are the sheep in the parable? (We are the sheep of Jesus.)
- Who is the lost sheep? (People who turn away from God)
- What does Jesus do for them? (He looks for them; he wants to draw them back into His fold.)
- Jesus loves all people. We, too, can count on His love.

Have the children repeat...

- Sheep feel safe in the presence of their shepherd.
- Jesus' love for us is like the love of a good shepherd for his sheep.
- Jesus loves all, even those who leave Him.


Real-Life Application (explain the following)

- Jesus loves us, as a good shepherd loves his sheep.
- "There is much joy in heaven over a sinner who repents".

<p style="text-align: center;">Repeat the Message Jesus seeks out souls like a good shepherd who lost his sheep.</p>

THE GOOD SAMARITAN


Luke 10:25-37



Contents

Message	God calls us to help others.
Learning Objectives	The children will learn: <ul style="list-style-type: none">■ Several people ignored the injured man before someone stopped to help him.■ God wants us to be kind and compassionate to others by helping them.
Bible Text	Luke 10:25–37

The Good Samaritan



Jesus was talking to a small group of people and the disciples. A lawyer stood up in the crowd and tried to test Jesus. He asked, "Teacher, what shall I do to inherit eternal life?"

Jesus replied, "What is written in the law? How do you interpret it?"

The lawyer answered, "You shall love the Lord your God with all your heart, with all your soul, with all your strength and with your entire mind, and your neighbour as yourself."

Jesus said, "Do this and you will live."

Then the lawyer asked, "And who is my neighbour?"

Jesus explained, "A man was travelling from Jerusalem to Jericho when he was attacked by thieves.

They stripped him, beat him, and then ran away. They left him lying in the road, half dead. By chance, a priest was walking down the same road. He saw the man lying there and walked by on the other side of the road.

Then a Levite came walking down the same road. When he came upon the injured man, he too carried on walking.

A Samaritan who was also travelling the same route came to the spot where the man was lying. When he saw him, he took pity on the man. He went over, treated the man's wounds with oil and wine, and bandaged them. The Samaritan lifted the man onto his own animal and took him to an inn where he took care of him.

The next day the Samaritan gave the innkeeper two silver coins and instructed him, 'Care for this man; and if it costs more than I have given you, I will repay you when I return.'

Jesus asked, "Which of the three men do you think was the neighbour to the beaten man?"

The lawyer answered, "He who showed mercy and helped the man. He was the neighbour."

Then Jesus said to the lawyer, "Go and do likewise."

Suggestions for the Teacher

Lead-In

Show the picture to the children. Discuss with them what they see. Ask what she/he may feel....

Let some of the children play the story in a role-play. Instruct them before.

Provide disguise / fancy dress and additional materials like harp, spear, crown....

Lesson Instructions

Begin telling the story...

Discuss with the children...

- What shall we do to inherit eternal life?
("You shall love the Lord your God with all your heart, and your neighbour as yourself.")
- What does the injured man experience?
 - A priest and a Levite pass without helping the wounded man.
 - The Samaritan shows compassion for the wounded man.
 - The Samaritan treats the wounds and takes care of the man.
- Why does Jesus tell this parable to the scribe?
 - To show him who his neighbour is.
 - Jesus teaches him to show compassion and to help others.

Have the children repeat...

- Several people ignored the injured man before the Samaritan helped him.
- God wants us to be kind to others by helping them.

Real-Life Application (explain the following)

- Jesus' advice to the scribe was: "Love your neighbour as yourself."
- We shall do likewise.
- How can we do this? (Help poor ones, intercede for sick ones, ...)

<p style="text-align: center;">Repeat the Message God calls us to help others.</p>
--

THE PRODIGAL SON

Luke 15:11–32



Contents

Message	The love of God is so great that He accepts us as sinners and forgives all our sins when we repent.
Learning Objectives	The children will learn: <ul style="list-style-type: none">■ The son acknowledged his sin and returned in humbleness to his father.■ If we repent what we have done wrong, we can always return to God for forgiveness.■ We should not be jealous that God loves the unfaithful as much as the faithful.
Bible Text	Luke 15:11-32

The Prodigal Son



A father had two sons. He loved them both very much. They lived together and were in need of nothing.

The younger son went to his father and said, "Father, give me the portion of goods that belongs to me." The father then gave him his share.

Not many days after, the younger son went on his way to a far country and spent lots of money on wasteful things. After he spent all his money, he had very little food to eat. He needed to find some work. He took a job feeding pigs in a field. He was so hungry that he thought about eating some of the food he fed to the pigs. The farmer did not give him anything to eat.

The young man thought of his father. He remembered how wonderful it was at home. He said to himself, "My father's servants have more bread than they can eat, and here I am almost starving.

I will go back to my father and say to him, 'Father, I have sinned against heaven and before you, and I am no longer worthy of being called your son. Make me like one of your servants.'

So he set off to return to his father. When he was still a distance away from his father's house, his father saw him coming. Joyfully the father ran out to meet his son, hugged him and kissed him. The son then said, "Father, I have sinned against heaven and in your sight, and I am no longer worthy of being called your son." The father, however, called his servants and asked them to go get the best robe for his son and to put a ring on his finger and sandals on his feet.

Then he had the best calf slaughtered for a feast in celebration of his son's return. Joyfully he told everybody, "My son was lost and is found." They celebrated the son's return

The older son was still working in the field. When he came home that evening, he heard music. He called one of the servants to find out what was going on. The servant explained that the younger brother had returned home, and that was the reason for the feast. The elder son was angry. He did not want to join in the celebration. The father came out and pleaded with him to come in. The son replied, "All these years I have worked hard for you. What have I received for that? You have never prepared a feast for me. My brother wasted his possessions and you prepare a feast for him?"

Kindly, the father said to his son, "My son, you have always been with me. Everything I have is yours. I love you just as much. Be happy with me! Your brother was lost and now he has been found."

Suggestions for the Teacher

Lead-In

Show the picture to the children. Discuss with them what they see. Ask what she/he may feel....

Let some of the children play the story in a role-play. Instruct them before.

Provide disguise / fancy dress, party food and drinks....

Lesson Instructions

Begin telling the story...

Discuss with the children...

- If you receive an inheritance, what would you do?
- What happens when the younger son receives what he has asked for?
 - He wastes the money in another country.
 - He suffers much and nobody gives him food.
 - He returns to his father and offers to be one of his servants.
- How does the father and the elder brother react?
 - The father is happy, and celebrates his son's return.
 - The elder brother is angry.
- Why is he upset? (Because the father loves both sons: The unfaithful son and his brother)

Have the children repeat...

- The son acknowledged his sin and returned in humbleness to his father.
- If we repent, we can always return to God for forgiveness.
- We should not be jealous that God also loves the unfaithful.

Real-Life Application (explain the following)


- This parable shows the father's joy over the son who regretted, and returned home.
- Sometimes we do things that disappoint our parents. (Give examples.)
- What do our parents do? (Parents always love their children.)
- If we regret our wrongs, we can always return to our heavenly Father.
- God will always be glad when a sinner repents.

Repeat the Message

The love of God is so great that He accepts us as sinners
and forgives all our sins when we repent.

THE ADULTERESS


John 8:1-12



Contents

Message	Let us not judge others, since we are sinners ourselves.
Learning Objectives	The children will learn: <ul style="list-style-type: none">■ Jesus did not judge sinners.■ We should not judge anyone either.
Bible Text	John 8:1–12

The Adulteress



Early in the morning, Jesus went to the temple. Many people came to him.

He told them about God. Scribes and Pharisees also came along. They wanted to find some way of tricking Him into saying something wrong.

The scribes and Pharisees brought a woman to Jesus. She had committed adultery.

They made her stand in the middle of the crowd. They said to Jesus, "Master, this woman was caught in the act of adultery. The law of Moses tells us that such women should be stoned. What do You think?" Jesus bent down and started writing on the ground with His finger. The scribes and Pharisees were waiting for an answer.

They asked again, "What do You think?"

Then Jesus stood up and said to them, "If one of you has never sinned, he should throw the first stone." (John 8:7) Once again He stooped down and wrote on the ground. When they heard what He said, one by one they went away.

Jesus and the woman were left on their own. Jesus stood up and asked the woman, "Where is everyone? Has anyone accused you?"

She replied, "No, Lord."

Jesus said, "Then I am not going to judge you either. Go and sin no more."

Suggestions for the Teacher

Lead-In

Show the picture to the children. Discuss with them what they see. Ask what she/he may feel....

Let some of the children play the story in a role-play. Instruct them before.

Provide disguise / fancy dress, stones, sand...

Lesson Instructions

Begin telling the story...

Discuss with the children...

- What is adultery?
(Someone who is married becomes attracted to someone else who is not their husband/wife.)
- What is the punishment for adultery at the time of Jesus? (Punishment by death)
- Why do the Pharisees want to trick Jesus?
(They want to see him saying something against the Law of Moses.)
- What does Jesus say when they accuse the woman?
("He who is without sin among you, let him throw a stone at her first.")
- What does this mean? (No one has the right to judge, because we all are sinners.)
- What happens afterwards? (The accusers go away.)
- What does Jesus say to the woman? ("Go and sin no more". He forgives her.)

Have the children repeat...

- Jesus did not judge sinners.
- We should not judge anyone either.
- He who is without sin among you, let him throw a stone at her first.

Real-Life Application (explain the following)

- Jesus did not judge the woman who broke the rule.
- Give an example of breaking a rule in our days.
(Your classmate steals a pen from you, speaks bad of you, ...)
- Jesus does not want us to judge others for their sins either because we are sinners too.

Repeat the Message

Let us not judge others, since we are sinners ourselves.

MARY AND MARTHA


Luke 10:38-42



Contents

Message	We can be concerned with lots of things but we should make it a priority to listen to Jesus' teaching.
Learning Objectives	The children will learn: <ul style="list-style-type: none">■ Different ways we can grow closer to Jesus each day.■ Many things we do in life are important or expected by others, but they are not as important as listening to Jesus' teaching.
Bible Text	Luke 10:38–42

Mary and Martha



Martha worked hard looking after Jesus. She went to Jesus and said, “Lord, do You not care that my sister has left me to do all the work? Tell her to help me!”

Jesus replied, “Martha, Martha. You are worried and troubled about many things, but only one thing is important. Mary has chosen the right thing and that cannot be taken away from her.”

Jesus and His disciples went to a village where a woman named Martha lived. She welcomed Jesus into her house.

Martha also had a sister, Mary. She sat at the Lord's feet and listened to what Jesus had to say.

Suggestions for the Teacher

Lead-In

Show the picture to the children. Discuss with them what they see. Ask what she/he may feel...

Sing with the children an appropriate song about Jesus.

Provide two empty jars. Fill the first jar with little rocks. Then add sand until the jar is full.

Then remove the sand and put it in the second jar. Add the stones too. Less stones fit in the jar.

Sand represents the earthly things, the stones are the important ones. Give them priority

Lesson Instructions

Begin telling the story...

Discuss with the children...

- What does your family do when someone special comes for a visit?
(We prepare the visit, provide food,...)
- How does Martha feel when doing all the work and Mary does not help her? (She is annoyed.)
- What would you do if Jesus visited your house? (Listen to Him, ...)
- What does Jesus talk about as Mary sits at His feet? (About his mission, about His Father, ...)
- What does Martha do? (She is worried about many earthly things.)
- What does Mary do? (She has chosen the most important thing: She listens to Jesus.)

Have the children repeat...

- Many things we do in life are important or expected by others.
- But they are not as important as listening to Jesus' teaching.

Real-Life Application (explain the following)


- Mary has chosen the most important thing: Listening to Jesus.
- What activities do your friends offer you on Sunday? (Playing football, visit a party, ...)
- Where do we hear the most important thing: Jesus' teaching? (Sunday school, divine service)

Repeat the Message

We should make it a priority to listen to Jesus' teaching.

LAZARUS


John 11:1-7, 11-45



Contents

Message	Jesus has power over life.
Learning Objectives	The children will learn: <ul style="list-style-type: none">■ Jesus raised Lazarus from death to life.■ Jesus can give us eternal life if we follow Him in belief and trust.
Bible Text	John 11:1–7, 11–45

Lazarus



Jesus and His disciples were travelling when a messenger approached them and said, "Master, I am so happy to have found you. I am from Bethany. Mary and Martha have sent me to tell you that their brother Lazarus is very sick."

Jesus listened and said, "This sickness will not lead to death. God shall show the greatness of His power through it, and it will be the way through which the Son of God will be glorified."

Jesus loved Lazarus and his sisters. He had always enjoyed visiting them. But Jesus did not see the need to hurry there immediately.

Two days later Jesus decided to go to Bethany. He said, "Our friend Lazarus sleeps, but I go that I may wake him up."

The disciples said, "If he is sleeping then he will soon get well again." Jesus did not mean the natural sleep and said, "Lazarus is dead and I am glad for your sakes that I was not there, that you may believe. Nevertheless, let us go to him."

In Bethany, the two sisters were grieving over their beloved brother. He had been placed in a grave sealed with a big stone for four days by this time. Many people were still there to comfort them. When Martha heard that Jesus was coming, she hurried out to meet Him. She knew that Jesus could have prevented the death of Lazarus.

She said to Jesus, "If you had been here, my brother would not have died. But even now I know that whatever You ask of God, God will give You."

Jesus said, "Your brother will rise again." Martha said, "I know that he will rise again during the time of the resurrection."

Jesus answered, "I am the resurrection and the life. He who believes in Me, though he may die, he shall live. And whoever lives and believes in Me shall never die. Do you believe this?" Martha answered, "Yes, I believe that you are Christ, the Son of God, who has come into the world." Martha returned to her sister and said, "Mary, go and see! Jesus is here. He is asking for you." Mary hurried out to meet Jesus.

The people present followed her. Mary cried bitterly and said while falling on her knees, "Lord, if you had been here, my brother would not have died." Her grief touched Jesus and He was deeply moved. Jesus asked, "Where have you laid him?"

The people said, "Come with us, we will show you." They noticed that Jesus was crying and thought, "How He must have loved Lazarus! Why did He, who has healed so many sick, not prevent the death of Lazarus?" The tomb was a cave with a stone in front of it. Jesus ordered, "Take away the stone." Martha reminded Him that Lazarus had been in his grave for four days now. Jesus said to her, "Did I not say to you that if you believe, you would see the glory of God?"

Then they took away the stone from the cave. Jesus looked up to heaven, "Father, I thank You that You have heard Me. And I know that You always hear Me, but because of the people who are standing by I say this, that they may believe that You sent Me." After this, He called loudly, "Lazarus, come forth!" Everyone was looking at the entrance of the grave. Then Lazarus appeared still wearing grave clothes and with his face wrapped. Many of the people who came with Mary and Martha saw the things Jesus did and believed in Him.

Suggestions for the Teacher

Lead-In

Show the picture to the children. Discuss with them what they see. Ask what she/he may feel...
Let some of the children play the story in a role-play. Instruct them before.
Provide disguise / fancy dress...

Lesson Instructions

Begin telling the story...

Discuss with the children...

- How does Jesus react when He hears the message that Lazarus is very sick?
(He does not visit Bethany immediately. He knows that God will make Lazarus raise again.)
- What happens when Jesus comes to Bethany?
(Martha meets Him and shows her confidence.)
- What does Jesus do?
(He goes to the grave of Lazarus. He prays to God and says, "Lazarus, come out!")
- What happens then?
(Lazarus, who had been in the grave for four days, comes out. Jesus brings him back to life.)

Have the children repeat...

- Jesus raised Lazarus from death to life.
- Jesus can give us eternal life if we follow Him in belief and trust.

Real-Life Application (explain the following)

- Although Lazarus had died, Martha trusted and believed in the Son of God.
Jesus clearly showed that belief in Him results in eternal life.
- We want to believe in Jesus as Martha did, and trust Him so that we can come to eternal life.
- How do we show such faith?
(Act in His mind, remain faithful, prepare for the day of the coming of Jesus with great joy...)
- What else do we need to obtain eternal life? (The sacraments in Gods house)

Repeat the Message
Jesus has power over life.

ZACCHAEUS


Luke 19:1-10



Contents

Message	Jesus loves sinners.
Learning Objectives	The children will learn: <ul style="list-style-type: none">■ Jesus Christ visited Zacchaeus even though he was a sinner.■ Jesus offered Zacchaeus salvation.■ If we accept Jesus, we have salvation too.
Bible Text	Luke 19:1–10

Zacchaeus



One day Jesus went to Jericho. A rich man lived there. His name was Zacchaeus and he was a tax collector.

As Jesus walked through the streets with his disciples, He was surrounded by a large crowd of men, women, and children. Everyone wanted to see Jesus.

Zacchaeus wanted to see him too, but he could not see anything through the crowds because he was too short.

Zacchaeus found a sycamore tree and climbed it so he could see Jesus better.

When Jesus reached the tree, he looked up and said to him, "Zacchaeus, be quick and come down, I want to visit you."

Zacchaeus was overjoyed that Jesus wanted to visit him, but the other people were not happy. They said, "How can Jesus go to visit a sinner like him!"

Zacchaeus was sorry he had taken so much money from people. He said to Jesus, "I will give half of my possessions to the poor, and if I have cheated anyone, I will repay them four times as much as I took."

Jesus said to Zacchaeus, "Today you and your family have received salvation. Even as a tax collector, you have been chosen as one of God's people. For as the Son of Man, I have come to save those who are lost."

Suggestions for the Teacher

Lead-In

Show the picture to the children. Discuss with them what they see. Ask what she/he may feel....

Let some of the children play the visit of Jesus in a role-play. Instruct them before.

Provide disguise, a table, a chair. Let a child climb on the gallery, a tree or a place under the roof.

Lesson Instructions

Begin telling the story...

Discuss with the children...

- Who is Zacchaeus and what wrong does he do?
(He is a rich tax collector. He overcharges the people to make extra money for himself.)
- What does Jesus explain to him? (Every sinner can receive salvation through Jesus.)
- What does Zacchaeus do when Jesus meets him?
 - He receives Jesus joyfully. He listens to Jesus.
 - He regrets what he has done wrong.
- What does he do with his money?
 - He gives money to the poor.
 - He gives back fourfold to those from whom he had taken extra money.

Have the children repeat...

- Jesus Christ visited Zacchaeus even though he was a sinner.
- Jesus offered Zacchaeus salvation.
- If we accept Jesus, we will have salvation too.


Real-Life Application (explain the following)

- Zacchaeus changed his attitude after his experience with Jesus.
- We, too, have to change because we also experience Jesus.
- What are things we should change? (Pride, egoism, envy,...)

Repeat the Message
Jesus loves sinners.

JESUS AND THE CHILDREN


Matthew 19:13–15



Contents

Message	Jesus receives all those who come humbly to Him.
Learning Objectives	The children will learn: <ul style="list-style-type: none">■ We should be like children in front of God.■ The gift of God's grace can only be given to us by Him.
Bible Text	Matthew 19:13–15

Jesus and the Children



Many people followed Jesus because they wanted Him to help and heal them.

The mothers often brought their little children to Jesus. They hoped that He would lay His hands on their children and bless them.

When the disciples saw this, they scolded the women.

Jesus said to the disciples, “Let the little children come to Me, and do not stop them.” Jesus then said, “Whoever does not accept the kingdom of God like a little child will not enter it.” He laid His hands on them then went His way.

Suggestions for the Teacher

Lead-In

Show the picture to the children. Discuss with them what they see. Ask what she/he may feel...
Sing with the children an appropriate song about Jesus.

Lesson Instructions

Begin telling the story...

Discuss with the children...

- How does Jesus react towards children?
 - Jesus allows the children to come to Him.
 - Jesus blesses them and shows them His affection.
 - He uses the childlikeness as an example unto His disciples.
- Why does Jesus tell his disciples that a child is an "example"?
 - Children feel that they need the help of adults.
 - They trust in God and look to Him for safety and security.
 - They can look up and believe.

Have the children repeat...

- We should be like children in front of God.
- God's grace can only be given to us by Him.

Real-Life Application (explain the following)

- What support do children need from their parents? (Food, clothes, shelter, ...)
- We are children of God and need the grace of God to reach the goal of our faith.
- We trust in His godly support and shall be humble.
- Jesus is also with us in Sunday school or when we pray to Him.

<p style="text-align: center;">Repeat the Message Jesus receives all those who come humbly to Him.</p>

JESUS CLEANSSES THE TEMPLE

Matthew 21:12-16



09/00

Contents

Message	We want to keep our hearts holy.
Learning Objectives	The children will learn: <ul style="list-style-type: none">■ Jesus was angry that the merchants and traders were conducting business in the temple.■ We want to keep God's house, holy.
Bible Text	Matthew 21:12–16

Jesus Cleanses the Temple



When Jesus entered Jerusalem, many people wondered who He was.

The people who knew Him said, "This is Jesus, the prophet from Nazareth of Galilee."

Jesus went into the temple. When He saw what everyone was doing, He chased everyone who was buying or selling things out of the temple.

Jesus also pushed over the tables of the people who were changing money and the seats of the people who were selling doves.

Jesus reminded them, "My house should be a place where people can pray. You have made it a den for thieves."

Jesus Cleanses the Temple

Suggestions for the Teacher

Lead-In

Show the picture to the children. Discuss with them what they see. Ask what she/he may feel....

Let some of the children play the story in a role-play. Instruct them before.

Provide disguise / fancy dress and additional materials like a little table, a whip, sale items...

Lesson Instructions

Begin telling the story...

Discuss with the children...

- What does Jesus see when He enters the temple?
 - At this time, the temple - God's house - is used as a market.
 - People change money, buy sacrificial animals, do trade.
- How does Jesus react?
 - Jesus does not like them to do business to earn money in the temple.
 - He takes a whip and drives them out of the temple.

Have the children repeat...

- Jesus was angry that the traders did business in the temple.
- We want to keep God's house holy.


Real-Life Application (explain the following)

- The traders did not respect the temple of God.
- How do we behave in and around the house of God? (Pray, sanctify ourselves, listen, ...)

Repeat the Message
We want to keep our hearts holy.

THE PARABLE OF THE MUSTARD SEED


Matthew 13:31-32



Contents

Message	The kingdom of heaven will grow from small beginnings.
Learning Objectives	The children will learn: <ul style="list-style-type: none">■ Jesus compares the kingdom of heaven with the development of a mustard seed.■ Today the “kingdom of heaven” is present and perceptible in the Church of Christ (CNAC QA: 135).
Bible Text	Matthew 13:31–32

The Parable of the Mustard Seed



Manuel lived in a warm country. He sat on the steps in front of the house while peeling an orange. The segments tasted both sweet and sour. He chewed contentedly. Suddenly he bit into something hard. A seed! He spat it out. He grumbles to himself, “Seeds are a real nuisance!” Manuel did not notice his father was standing in the doorway.

His father replied, “Maybe we will soon have an orange tree growing in front of our house.”

Surprised, Manuel looked up and asked, “Why?” His father explained, “Although they may seem small, from the seed an orange tree will grow.” He then turned and went into the house. An orange tree was growing in front of the neighbour's house. Manuel did not think that it was a particularly beautiful tree.

Still, he got up and walked over to it and looked at the tree from its bottom all the way to the top of the tree. When he saw how great the tree was, he thought of the seed. He knew that trees grew from seeds, but he never gave it much thought before. He stood and marvelled at the miracle of what came from such a seed. While he walked back to the house, he picked up the seed he had spat out earlier.

He went into the kitchen and washed the seed, then asked his father, “Do you think this will grow into a tree?” His father replied, “Yes, but it requires much patience and care.” Manuel said, “I would like to plant it!”

Together Manuel and his father planted the seed in a flowerpot. The boy remarked, “It really is a miracle that from something so small a tree can grow.” His father nods and added, “It truly is fantastic. The dear Lord marvellously created everything. Just as a tree grows from this little seed, the kingdom of God also develops from small beginnings, thanks to His grace.”

Manuel asked, “How do you know that?”

His father replied, “Because the Lord Jesus told his disciples about this. He said to them that the kingdom of heaven is like a mustard seed that is sown in the soil. It is the smallest of all the grains of seed, yet when it is fully grown, it is a tree big enough for the birds to come and roost among its branches.” Manuel replied, “Mustard? I only know mustard which comes out of a tube.”

His father explained, “From a very tiny seed, a mustard tree develops up to three metres high in twelve months! Just imagine! When you think of the seed we just planted, it is difficult to believe that from such a small seed a tree can also grow. God's Son came to the earth in a very humble way as a man. Although He walked the earth long ago, Jesus' teachings spread across the lands through the work of the first Apostles. Today, throughout the world, many Christians live their lives according to what Jesus taught the disciples.”

Manuel smiled and put his flowerpot on the windowsill.

The Parable of the Mustard Seed

Suggestions for the Teacher

Lead-In

Show the picture to the children. Discuss with them what they see. Ask what she/he may feel...

Sing with the children an appropriate song of Jesus. (E.g. "Little drops of water")

Show them seeds of big trees. (Mango, palm, orange, ...)

Lesson Instructions

Begin telling the story...

Discuss with the children...

- What happens if you put a mango or an orange seed in the soil? (A big tree grows)
- What does Jesus mean when he compares the kingdom of God to a mustard seed? (Jesus begins to teach a small group of people. Today there are millions of Christians.)

Have the children repeat...

- Jesus compares the kingdom of heaven with the development of a mustard seed.
- Today, the "kingdom of heaven" is present in the Church of Christ.

Real-Life Application (explain the following)

- Jesus compared the kingdom of heaven to a mustard seed which contains enormous strength and from which grows a plant that is bigger than other plants.
- The church too grew from small beginnings in Israel at Jesus' time.
- Today there are many believers all over the world.

Repeat the Message

The kingdom of heaven will grow from small beginnings.

THE LABORERS IN THE VINEYARD

Matthew 20:1–16



Contents

Message	God equally rewards all who serve Him with eternal life.
Learning Objectives	The children will learn: <ul style="list-style-type: none">■ Each of the labourers in the vineyard was rewarded equally regardless of how long they worked.■ All those who faithfully follow Jesus receive the same reward: eternal life.■ Salvation is a gift from God that is not earned.
Bible Text	Matthew 20:1–16

The Labourers in the Vineyard



Once again Jesus told His disciples about the kingdom of God. He compared it to a man who owned a vineyard and employed workers to help him.

“The vineyard owner went out early in the morning to find workers to help him. He agreed to give each worker a silver coin for a day’s work and sent them off to his vineyard.

Three hours later the man saw that there were still men in the marketplace who had not found any work. He said to them, ‘Go to my vineyard. I will pay you a fair wage.’ They too went off to work for him.

Six hours after he had sent the first workers to the vineyard the man returned to the marketplace again and found that there were still men there without any work. He sent them to his vineyard as well. Three hours later, the same happened again.

When the first men to arrive had been working for eleven hours, the owner found some more men who had no work. He asked them, ‘Why have you been standing there all day and not working?’

They replied, ‘No one gave us any work.’ The vineyard owner sent them off to his vineyard as well.

By now it was evening. The owner said to his manager, ‘Call the workers and give them their wages. Give those who came here last their wages first.’ So the workers who had only arrived at the eleventh hour were paid first. Each one received a silver coin.

When the workers who had started early in the morning were paid, they expected to receive more money than the others. But they too received one silver coin, as agreed. They started to complain and said, ‘The ones who came last only worked for an hour. Yet you have paid them exactly the same as us and we had to work hard all day in the heat.’

The owner said to one of them, ‘My friend, I am not being unfair. Did we not agree that you would receive a silver coin for your work? Take what you have earned and go home! I wanted to give those who came late the same as you. Do I not have the right to do what I want with my money? Are you jealous because I have been so kind?’

Jesus then said to the disciples, “The last will be first, and the first last. For many are called, but few are chosen.”

The Labourers in the Vineyard

Suggestions for the Teacher

Lead-In

Show the picture to the children. Discuss with them what they see. Ask what she/he may feel....

Let some of the children play the story in a role-play. Instruct them before.

Provide disguise / fancy dress and additional materials like money, vessels with fruits...

Lesson Instructions

Begin telling the story...

Discuss with the children...

- What is the fair wage for a day's work? (A silver coin. This is in our currency.....)
- How long do the different labourers work? (12, 9, 6, 3, 1 hours).
- What do you think the labourers will be paid?
- What does Jesus want to explain with the parable?
(All who follow Jesus receive the same reward: Eternal life.)

Have the children repeat...

- Each of the labourers was rewarded equally, regardless of how long they worked.
- All those who follow Jesus will receive the same reward. He grants us eternal life.
- Salvation is a gift from God that is not earned.

Real-Life Application (explain the following)

- Who is the oldest/youngest member of our congregation?
- Does he/she get a different wage when Jesus returns? (No, they all get the same: Eternal life.)

Repeat the Message
God equally rewards all who serve Him with eternal life.

THE PHARISEE AND THE TAX COLLECTOR


Luke 18:9-14



Contents

Message	We want to have a humble attitude.
Learning Objectives	The children will learn: <ul style="list-style-type: none">■ He who humbly seeks will find grace before God.■ We should be humble and not compare ourselves with others.
Bible Text	Luke 18:9–14

The Pharisee and the Tax Collector



The Pharisee stood and prayed, 'God, I thank You that I am not like other men, robbers, cheaters, adulterers, or even this tax collector. I fast twice a week and offer a tenth of all my income.'

The tax collector stood at the back. He would not even raise his eyes to heaven. He just stared at the floor.

He said, 'God, be merciful to me a sinner!'

The tax collector went down to his house justified but the Pharisee did not.

Anyone who exalts himself will be humbled and anyone who humbles himself will be exalted."

Jesus told this parable to a group of people who thought they were righteous and despised others who were not like them.

"Two men went into the temple to pray. One was a Pharisee and the other a tax collector.

The Pharisee and the Tax Collector

Suggestions for the Teacher

Lead-In

Show the picture to the children. Discuss with them what they see. Ask what she/he may feel....

Let some of the children play the story in a role-play. Instruct them before.

Provide disguise / fancy dress. ...

Lesson Instructions

Begin telling the story...

Discuss with the children...

- What does the Pharisee pray? What is wrong? (He is not humble. He is arrogant.)
- What does it mean to be humble? (To be modest, not being proud of oneself)
- How does the tax collector pray? ("Be merciful, I am a sinner.")
- Why should we all be humble? (Because we are all sinners)

Have the children repeat...

- He who humbly seeks will find grace before God.
- We should be humble and not compare ourselves with others.

Real-Life Application (explain the following)

- Jesus liked the humble attitude of the tax collector.
- He also wants us to be humble and not arrogant.
- Give examples of humbleness and one of arrogance.

<p style="text-align: center;">Repeat the Message We want to have a humble attitude.</p>

THE PERSISTENT WIDOW


Luke 18:1-8



Contents

Message	Our persistent prayers please God.
Learning Objectives	The children will learn: <ul style="list-style-type: none">■ The widow did not stop praying for justice and the judge's heart changed.■ We must pray earnestly and persistently, especially for the return of the Son of God.
Bible Text	Luke 18:1–8

The Persistent Widow



Jesus told a parable to the disciples that illustrated they should always pray earnestly and never feel disappointed.

"In a certain city there lives a judge. He is not a believing man. He does not fear God, and neither does he respect man. A widow came to him and pleaded, 'Please help me and punish the one who has wronged me.'

The judge did not do anything.

However, after the widow left, this judge was very troubled. He did not stop thinking about her.

Finally, he said to himself, 'I do not fear God or respect man. Yet this widow continues to bother me with what happened to her. If I do what she wants, she will stop bothering me. If I do not, she will not stop and I will become very tired.'

So the Lord said, "Will God not help His own people who cry to Him day and night for help?

I tell you, that He will consider in their favour and do it quickly."

Suggestions for the Teacher

Lead-In

Show the picture to the children. Discuss with them what they see. Ask what she/he may feel....

Let some of the children play the story in a role-play. Instruct them before.

Provide disguise / fancy dress, a table, chairs, books....

Lesson Instructions

Begin telling the story...

Discuss with the children...

- What is a judge and what does he do? (In a dispute in court, a judge decides the case)
- Who normally goes to him? (Those who ask for justice/help)
- Why does the judge decide to punish the person who wronged the widow? (Because of her persistency)
- What does persistent mean? (You do not stop doing something.)
- What does Jesus teach with this parable? (If we pray persistently, God answers prayers.)

Have the children repeat...

- The widow did not stop praying for justice and the judge's heart changed.
- We must pray earnestly, especially for the return of the Son of God.

Real-Life Application (explain the following)

- Children always ask their parents for something . They do not always get what they want.
- Likewise, our prayers are not always answered. We do not know why

<p style="text-align: center;">Repeat the Message Our persistent prayers please God.</p>
--

THE LOST COIN

Luke 15:8-10



Contents

Message	God loves and cares for everyone.
Learning Objectives	The children will learn: <ul style="list-style-type: none">■ In heaven, there is joy over every sinner who repents and returns to God.
Bible Text	Luke 15:8–10

The Lost Coin



Jesus answered the criticism of the scribes and told them a parable.

Jesus explained, "A woman had ten silver coins and lost one of them. She was very upset. What was she going to do?"

The scribes listened carefully. Jesus continued, "Would she not light the lamp, sweep out the house and look in every corner until she found it?" The scribes nodded. They too would have done the same.

Jesus continued, "When the woman finds the coin, she called her friends and neighbours and said, 'Rejoice with me! I have found the coin that I lost.'"

Jesus said to the scribes, "In the same way there is joy among the angels of God over one sinner who repents."

The scribes were annoyed with Jesus because he spent time with tax collectors and sinners. He ate with them even though according to Jewish law, they were considered unclean.

Suggestions for the Teacher

Lead-In

Show the picture to the children. Discuss with them what they see. Ask what she/he may feel....

Let some of the children play the story in a role-play. Instruct them before.

Provide disguise / fancy dress, a coin, various boxes, vessels, objects of a household....

Lesson Instructions

Begin telling the story...

Discuss with the children...

- Have you ever lost something precious? What did you do?
- How did you feel when you found it? (I was happy.)
- What does the woman tell her friends and neighbours?
' I have lost one of my silver coins. I looked everywhere until I found it. Rejoice with me.)
- When we wander away from Jesus, He is pleased when we repent and return to Him.
- What does Jesus explain with this parable?
(There is great joy when one sinner repents and returns to God.)

Have the children repeat...

- In heaven, there is joy over every sinner who returns to God.

Real-Life Application (explain the following)

- Jesus came to find and help people who were sinners. He contacted those to rescue them.
- When He is successful, there is great joy over every sinner who repents.
- What may cause us to turn away from God? (Disappointment, other offers attract us more,...)
- If we repent, there is great joy in heaven.

<p style="text-align: center;">Repeat the Message God loves and cares for everyone.</p>

THE FOOLISH RICH FARMER

Luke 15:8-10



Contents

Message	While on earth we should focus on our spiritual well-being.
Learning Objectives	The children will learn: <ul style="list-style-type: none">■ We must care for our earthly wellbeing. However, we should not forget it is more important to our soul to obtain heavenly goods.■ Heavenly goods assist us in obtaining eternal life in heaven.
Bible Text	Luke 12:16–21

The Foolish Rich Man



He told himself, ‘This is what I will do. I will pull down my barns and build bigger ones so that I will be able to store all my grain and other goods. Then I will have enough to last me for many years. Then I can take it easy, eat, drink, and be merry!’

God said to him, ‘You fool! Tonight your soul will be required of you. Then who will get all these things you have stored up to now?’”

Jesus said, “This is what happens to those people who store up riches for themselves. They are poor in the sight of God.”

Jesus told the people a parable.

“There was once a rich man whose farm had produced a good harvest. He thought to himself, ‘What shall I do? I do not have anywhere big enough to store everything.’

Suggestions for the Teacher

Lead-In

Show the picture to the children. Discuss with them what they see. Ask what she/he may feel....

Let some of the children play the story in a role-play. Instruct them before.

Provide disguise / fancy dress and additional materials like bags filled with manioc / cassava....

Lesson Instructions

Begin telling the story...

Discuss with the children...

- The children take the role of the listeners and tell one another what they have heard.
 - A farmer has such a large crop that he does not know where to store everything.
 - He decides to build bigger barns.
 - Finally, he is satisfied and says to himself, "Soul, you have many goods laid up for many years; eat, drink, and be merry."
- What would you do if you were a farmer with a crop too large for your barns to hold?
- What does God say to him? ("You Fool! This night your soul will be required of you".)
- Why does God call the rich man a fool?
 - He spends his whole life working and saving but does not concern himself about his soul.
 - He gathers natural riches but no treasures for the soul.

Have the children repeat...

- We must care for our earthly wellbeing.
- However, it is more important to obtain heavenly goods.
- Heavenly goods assist us in obtaining eternal life.

Real-Life Application (explain the following)



- Earthly riches and possessions have no value in heaven. What are those things? (Being with friends, driving a big car, having fun, going to school, doing homework,)
- How many hours a week do we spend for this, how many for Sunday school, church tasks?
- We focus on eternal things and gather treasures that have eternal value.
- Which treasures count before God? (Belief, trust in God, thankfulness, ...)

Repeat the Message

While on earth, we should focus on our spiritual well-being.

LAZARUS AND THE RICH MAN

Luke 16:19-31




Dr. Lina

Contents

Message	We want to focus on our eternal life more than on our earthly life.
Learning Objectives	The children will learn: <ul style="list-style-type: none">■ How only after the rich man entered eternity, he realised his earthly wealth was not important.■ Independent of earthly riches, we want to live our life with God.
Bible Text	Luke 16:19-31

Lazarus and the Rich Man



Jesus told the following parable to some Pharisees.

“There is a rich and respected man who lives in a beautiful house. The man can afford the best clothes and food. At the rich man’s door, however, lies a beggar who is full of sores and very hungry. The rich man knows the poor man well. He knows him as Lazarus.

Lazarus hopes that the rich man will give him something to eat. He wants to be fed with just the crumbs, which fall from the rich man’s table. The rich man does not worry about Lazarus and does not even look at him.

One day Lazarus dies and the angels carry him to heaven, to Abraham’s bosom. Not long after that the rich man also dies and is buried. Something very different, however, awaits him. He had to leave all his riches and all his goods on earth. The man that was once so rich finds himself in terrible suffering. He sees Lazarus who sits in Abraham’s bosom. He calls out, ‘Father Abraham, have mercy on me.’

Abraham answers, ‘Remember what it was like on earth! You had all one could wish for while poor Lazarus had to suffer. Now he is comforted and you are troubled. Now there is great gulf between us, so nobody can pass from here to you.’ Only now does the rich man realise his big mistake, but it is too late.

He continues pleading, ‘Father Abraham, I beg you for I have five brothers, please send Lazarus to warn them so that they will not come to this place of torment.’

Abraham replies, ‘They have Moses and the prophets, let them hear them.’ The rich man replies, ‘No, Father Abraham they will not hear them. But if someone who has died goes to them, they will repent.’

Abraham answers, ‘They know Moses and the prophets and should listen to them. If they do not want to listen to them, they will not be convinced even if someone goes to them from the dead to explain it to them.’”

Lazarus and the Rich Man

Suggestions for the Teacher

Lead-In

Show the picture to the children. Discuss with them what they see. Ask what she/he may feel....

Let some of the children play the story in a role-play. Instruct them before.

Provide disguise / fancy dress, a chair, a table with bread, food, wine, and Abraham's place.

Lesson Instructions

Begin telling the story...

Discuss with the children...

- How does the rich man live? (The rich man enjoys all the luxuries of this earthly life.)
- How does Lazarus live? (He is poor, hungry and covered with sores.)
- How does the rich man treat Lazarus?
(Even though Lazarus is lying at his door, he does not worry about Lazarus.)
- What happens after they die?
(Lazarus is carried up to Abraham's bosom. The rich man suffers in torment.)
- What does the rich man plead for? (A drop of water)
- Lazarus cannot help him because there is a gulf between them.
- What does the rich man ask Lazarus to do?
(To warn his brothers to stop focussing only on their earthly riches.)

Have the children repeat...

- In eternity, the rich man realised that his earthly wealth was not important.
- Independent of earthly riches, we want to live our life with God.

Real-Life Application (explain the following)

- Our future in heaven is not dependent on whether we are rich or poor on earth.
- It is important that we use our life on earth to prepare for our eternal life.
- Those who treat their fellow men with compassion can also count on God's compassion.
- How do we show compassion? (Do good: help, comfort, pray for one another, ...)

Repeat the Message

We want to focus on our eternal life more than on our earthly life.

THE GREAT SUPPER

Luke 14:15-24



Contents

Message	God's invitation to be saved is for all people.
Learning Objectives	The children will learn: <ul style="list-style-type: none">■ Jesus tells the parable about many people who were invited to a great supper but who all had excuses not to come.■ Jesus invites everyone to come to Him to be saved.■ Through our faithful life as a Christian, we can invite others to come to church and share God's invitation with us.
Bible Text	Luke 14:15–24

The Great Supper



It was the Sabbath day. Jesus was invited for supper by an important Pharisee. One of those who sat at the table with Jesus said, "Blessed is he who shall eat bread in the kingdom of God."

Jesus then said to him, "There was once a man who wanted to host a great banquet and he invited many people. When the meal was ready he sent a servant to tell the guests, 'Come! Everything is ready.' One after the other, they began to make excuses.

The first one said, 'I have bought some land and must go take care of it. Please excuse me.'

The second said, 'I have bought five teams of oxen and have to go try them out. I am sorry. Please excuse me.'

The third said, 'I cannot come because I have just gotten married.'

The servant returned and reported all this to his master. Angry, the master said to his servant, 'Go out into the streets in the town and bring in the poor, the disabled, the blind, and the lame.'

The servant did as he was told and said, 'Master, I have done as you asked. But there is still plenty of room.'

The master sent the servant out again, 'Go out into the country lanes and tell the people to come so that my house is full. Not one of the guests I originally invited will have any of my food.'"

Suggestions for the Teacher

Lead-In

Show the picture to the children. Discuss with them what they see. Ask what she/he may feel....

Let some of the children play the story in a role-play. Instruct them before.

Provide disguise / fancy dress....

Lesson Instructions

Begin telling the story...

Discuss with the children...

- What is an excuse? (Giving a reason if you refuse to do something.)
- What does the master feel when all people make excuses not to come? (He is sad.)
- What is his reaction? (Jesus invites everyone to come to Him to be saved.)

Have the children repeat...

- Many people, who were invited to a great supper, had excuses not to come.
- Jesus invites everyone to come to Him to be saved.
- Through our example we can invite others to come to church.

Real-Life Application (explain the following)

- Jesus wants to have all at his great feast.
- Our heavenly Father wants us to accept His invitation to His feast.
- How can we support this?
(Through our faithful life as a Christian and our invitation to others to come to church with us.)

<p style="text-align: center;">Repeat the Message God's invitation to be saved is for all people.</p>
--

THE TEN MAIDENS

Matthew 25:1–13



Contents

Message	Today, we must make the effort to be ready for Jesus' return.
Learning Objectives	The children will learn: <ul style="list-style-type: none">■ Five of the maidens were prepared to meet the bridegroom while the others were not.■ God's love is unlimited but the time of grace will end.
Bible Text	Matthew 25:1–13

The Ten Maidens



Jesus was talking to His disciples. He told them a parable about the kingdom of God and how best to prepare for it.

"The kingdom of heaven will be like ten maidens who took their lamps and went out to meet the bridegroom.

Five of them were wise and five were foolish. The foolish maidens took their lamps but did not take any extra oil with them.

The wise maidens took their lamps and also took extra oil with them. The bridegroom was delayed and they all fell asleep.

At midnight the maidens were woken by a cry, 'Here is the bridegroom. Come and meet him!'

All the maidens got up and trimmed their lamps. The foolish ones said to the wise ones, 'Let us have some of your oil because our lamps are going out.'

The wise maidens answered, 'No, there is not enough oil for you and for us. Go to the shop and buy some for yourselves.'

So the five foolish maidens went off to buy some oil. While they were gone the bridegroom arrived. The five wise maidens who were ready went with him into the wedding, and the door was closed.

Later, the other maidens arrived too and cried, 'Lord, Lord, let us in!'

But he answered, 'Assuredly, I say to you, I do not know you.'

Suggestions for the Teacher

Lead-In

Show the picture to the children. Discuss with them what they see. Ask what she/he may feel...

Let some of the children play the story in a role-play. Instruct them before.

Provide disguise / fancy dress, candles, vessels....

Lesson Instructions

Begin telling the story...

Discuss with the children...

- What do you do when a teacher tells you there will be a test on a certain date? (You prepare)
- What do the ten maidens hear, when they fell asleep? ("The bridegroom is coming.")
- What do the foolish realize?
(They do not have enough oil and ask the wise maidens to give them some.)
- How do the wise maidens react? (They tell them to go and buy their own oil.)
- What happens to them?
(Only the wise maidens enter the wedding feast with the bridegroom.)
- What does the bridegroom say to the foolish ones? (I do not know you.)
- What does Jesus want to teach us with this parable?
(The wise ones have enough oil; that means they are well prepared.)

Have the children repeat...

- Five of the maidens were prepared to meet the bridegroom while the others were not.
- God's love is unlimited but the time of grace will end.

Real-Life Application (explain the following)

- How can we prepare ourselves for the return of Jesus?
(Pray that we may be ready, be in joyful expectation of the return of Jesus, keep the commandments, practise love, ...)

Repeat the Message
Today, we must make the effort to be ready for Jesus'
return.

THE PARABLE OF THE TALENTS

Matthew 25:14–29



Contents

Message	God blesses those who use the talents that He gave them.
Learning Objectives	The children will learn: <ul style="list-style-type: none">■ Each one of us has received various gifts from God.■ We want to learn how to joyfully use our gifts in God's work and our daily lives.
Bible Text	Matthew 25:14–29

The Parable of the Talents



One day when Jesus was talking privately with the disciples, He told them this parable.

"A man travelling to a far country called his servants one day and delivered his goods to them. He knew his servants very well. He gave the first servant five talents, the second two talents and the third one talent. The man then went on his journey.

After a long time, the man returned home. He called in his three servants and asked them what they did with his money.

The first servant said, 'Lord, you gave me five talents. I have earned five more talents.'

The man praised him, 'Well done, good and faithful servant. You were faithful over a few things, I will make you ruler over many things.'

The second servant explained, 'Master, I have done the same and doubled the money which you gave me. I received two talents and now I have four.' The man praises this servant as much as he did the first one.

The third servant said, 'Lord, I knew you are a hard man, reaping where you have not sown, and gathering where you have not scattered seed. I was afraid and hid the talent in the ground. Here is the talent you gave me.'

His master replied, 'You wicked and lazy servant, you already knew that I reap where I have not sown, and gather where I have not scattered seed.

Take the talent away from him and give it to the servant who already has ten."

The Parable of the Talents

Suggestions for the Teacher

Lead-In

Show the picture to the children. Discuss with them what they see. Ask what she/he may feel....

Let some of the children play the story in a role-play. Instruct them before.

Provide disguise / fancy dress, money, scoop...

Sing with the children an appropriate song. (E.g. "I got a talent ...")

Lesson Instructions

Begin telling the story...

Discuss with the children...

- What do the three servants do with their talents?
(The first two servants double their talents; the third servant hides his talent in the ground.)
- How does the master react? (He rewards the first two servants and makes them rulers.)
- Why does he deal the two of them in the same way? (Both acted faithfully with their talents.)
- How does the master feel when the third one tells him what he did with the talent?
(He becomes angry and says, "You wicked and lazy servant". He gives the talent to the first.)
- What do these talents stand for? (Opportunity to love, to comfort, to be kind, ...)

Have the children repeat...

- Each one of us has received various gifts from God.
- We want to learn how to use our gifts in God's work.

Real-Life Application (explain the following)

- The servants received different talents from their master.
- He wanted them to work with these talents.
- Each one of us has also received special talents from God. We should use our talents.
- What is the result, if we use our talents? (We will have more joy, blessing, peace, ...)
- What talents do we have? (Sing; play an instrument; courage to testify; love; hope ...)

Repeat the Message

God blesses those who use the talents that He gave them.

THE WIDOW'S TWO MITES


Mark 12:41-44



Contents

Message	God knows how we bring our offerings.
Learning Objectives	The children will learn: <ul style="list-style-type: none">■ It is important that we bring an offering to the Lord.■ We should give our offerings in a God-pleasing manner.
Bible Text	Mark 12:41–44

The Widow's Mite



After Jesus taught in the temple He sat across from the offering boxes and watched how the people put money in.

Many who were rich offered a lot of money. Jesus then saw a poor widow approach the offering box.

She put two small copper coins into the box. Jesus called His disciples to Him and said, "I say to you that this poor widow has put in more than all those who have given to the treasury; for they all put in a portion of their wealth, but she out of her poverty put in all the money she had."

Jesus, His disciples, and many others were in the temple.

Suggestions for the Teacher

Lead-In

Show the picture to the children. Discuss with them what they see. Ask what she/he may feel....

Let some of the children play the story in a role-play. Instruct them before.

Provide disguise of a minister, an offering box, coins, bank notes...

Lesson Instructions

Begin telling the story...

Discuss with the children...

- What does Jesus see in the temple? (He sees the people bringing offerings in the temple.)
- How do they offer? (Many rich people offer a lot. A poor widow offers two copper coins.)
- What is Jesus' explanation concerning these offerings?
(The widow offers more than everybody does because she offers everything she has.)
- What does the rich offer? (What he has to spare.)

Have the children repeat...

- It is important that we bring an offering to the Lord.
- We should give our offerings in a God-pleasing manner.


Real-Life Application (explain the following)

- Although the poor widow offered only two small coins, her offering was more valuable than that of the rich people.
- The material size and value of what we offer does not really matter.
- God looks in our hearts and sees our attitude.
- How do we offer? (Out of the joy of giving, out of love for Jesus, out of thankfulness, ...)
- What small gifts also bring joy?
(Decorating the altar, taking care of the garden, singing, playing a song with an instrument...)

Repeat the Message
God knows how we bring our offerings.

PALM SUNDAY


Matthew 21:1–11



Contents

Message	We want Jesus Christ to be King of our hearts.
Learning Objectives	The children will learn: <ul style="list-style-type: none">■ How the people praised Jesus as He rode into Jerusalem which fulfilled the prophecy of the prophet Zechariah (Zechariah 9:9).■ How Jesus Christ can become the King of our hearts.
Bible Text	Matthew 21:1–11

Palm Sunday



On His way to Jerusalem, Jesus came to the Mount of Olives. He sent two disciples to the village ahead of them, and said, "When you enter the village, you will find a donkey and her colt that has not been ridden.

Untie them and bring them here. And if anyone should ask you why you are taking them, tell them, 'The Lord needs them.'"

The disciples set out and found a donkey and her colt. As they untied them, the owners asked, "Why are you untying the donkey and colt?"

They replied, "The Lord needs them."

This was done so the prophecy of Zechariah could be fulfilled: "Tell the daughter of Zion, 'Behold, your King is coming to you, lowly and sitting on a donkey, a colt, the foal of a donkey.'"

They brought the donkey and the colt to Jesus, threw their clothes upon it and sat Jesus upon it. Along the way, the people spread their clothes in front of Jesus. Other people cut down branches and spread them on the road.

Many people followed Jesus and cried, "Blessed is He who comes in the name of the Lord! Hosanna in the highest!"

As He drew close to the city, many people were moved and asked, "Who is this?"

The people answered, "This is Jesus, the prophet from Nazareth!"

Suggestions for the Teacher

Lead-In

Show the picture to the children. Discuss with them what they see. Ask what she/he may feel....

Let some of the children play the story in a role-play. Instruct them before.

Provide disguise, palm leaves, two children are the donkey....

Lesson Instructions

Begin telling the story...

Discuss with the children...

- Why does Jesus enter Jerusalem on a donkey? (A king rides on this animal.)
- How do the people in Jerusalem receive Jesus?
(They wave branches of palm trees; call "Hosanna"; they spread their clothes on the road.)
- What do the people expect of Jesus? (He shall save them from their earthly troubles.)

Have the children repeat...

- The people praised Jesus as He rode into Jerusalem.
- Jesus fulfilled the prophecy of Zechariah.
- Jesus Christ can become the King of our hearts.

Real-Life Application (explain the following)

- Jesus is not king of a worldly kingdom, but king of the Eternal Kingdom.
- How do we act, when he is the king who rules our hearts? (Live a life that pleases him...)
- He will fulfill His promise and fetch us home to be with Him in His Eternal Kingdom.

Repeat the Message

We want Jesus Christ to be King of our hearts.

THE LAST SUPPER

Mark 14:12-27



Contents

Message	Jesus provided a way for us to remember His great sacrifice.
Learning Objectives	The children will learn: <ul style="list-style-type: none">■ The events that took place on the last Passover meal the Apostles shared with Jesus.■ With the act of the Last Supper, Jesus instituted Holy Communion.
Bible Text	Mark 14:10–25

The Last Supper



The evening before the Passover, the disciples came to Jesus and asked Him, "Where do you want to celebrate the feast of the Passover?"

Jesus told them, "Go into the city. There you will meet a man carrying a pitcher of water. Follow him to the house that he enters. There you will say to the master, the Teacher says 'Where is the guest chamber where I can eat the Passover meal with My disciples?' He will show you a big upper room, furnished and prepared."

The disciples found everything as Jesus had told them and prepared the Passover meal.

That evening Jesus and His disciples gathered around the table and ate supper together. Jesus said to them, "One of you who is eating with Me now will betray Me."

This made the disciples very sad, and they all asked Jesus, one after the other, "Is it me?"

Jesus replied, "It is one of the twelve that dips bread in the bowl with me. It is written that I must die, but he who betrays Me will suffer great sadness. It would have been better for him if he had never been born."

While they were eating, Jesus took the bread. He thanked God for it, broke it into pieces and gave it to the disciples. He said, "Take this and eat it. This is My body." Then He took the goblet of wine, thanked God for it, and gave it to His disciples. They all drank from it, and Jesus said, "This is My blood, which is shed for all." At the end of the meal, the Devil had already put into Judas Iscariot's heart that he would betray Jesus.

Then they sang a hymn and went to the Mount of Olives. Jesus told them, "All of you will stumble tonight because of me."

Suggestions for the Teacher

Lead-In

Show the picture to the children. Discuss with them what they see. Ask what she/he may feel....

Let some of the children play the story in a role-play. Instruct them before.

Provide disguise / fancy dress, a table, chairs, wine (drinks), bread....

Lesson Instructions

Begin telling the story...

Discuss with the children...

- What does it mean to betray someone?
(When you expose a person to danger by giving information to an enemy)
- Why do the Israelites celebrate the feast of Passover?
(It commemorates when God freed the Jewish people from slavery in Egypt.)
- What does Jesus say, when they have supper? ("One of you will betray Me.")
- What does Jesus explain when breaking the bread? ("Take this and eat it. This is My body.")
- What does he explain, when they drink wine? ("This is My blood, which is shed for all.")
- How do we celebrate Holy Communion in a divine service, in memory of Jesus?
 - We first pray the "Lord's Prayer".
 - Then absolution follows.
 - The peace of Jesus is given to us.
 - Then consecration follows.
 - We receive the communion wafer.

Have the children repeat...

- The Apostles shared the last Passover meal with Jesus.
- With the act of the Last Supper, Jesus instituted Holy Communion.


Real-Life Application (explain the following)

- Discuss the correct procedure of partaking in Holy Communion in the divine service.

Repeat the Message
Jesus provided a way for us to remember His great
sacrifice.

DISCIPLES' FEET WASHED


John 13:1-8; 11-17



Contents

Message	Jesus wants us to serve in humbleness and love.
Learning Objectives	The children will learn: <ul style="list-style-type: none">■ How humble the Lord Jesus was and how much He cared for His disciples.■ The disciples were encouraged to follow His example.■ We should also follow His example.
Bible Text	John 13:1-8; 11–17

The Disciples' Feet Washed



It was just before Passover. Jesus knew that He would have to leave this world and return to His Father.

During supper, Jesus stood up, took off His robe, and wrapped a towel around Himself.

Then He poured water into a basin and began to wash the disciples' feet. He dried their feet with His towel. When it was Peter's turn, Peter asked, "Lord, are You washing my feet?"

Jesus replied, "You do not understand what I am doing. But later you will understand."

Peter said to Him, "You shall never wash my feet!"

Jesus replied, "If I do not wash you, you have no part with Me."

Then Peter said, "Lord, then wash not only my feet but also my hands and my head!"

Jesus said, "He who is washed only needs to wash his feet so that he is completely clean." He added, "All of you except for one are clean." Jesus knew that one of His disciples would betray Him.

He put His garments back on then said to His disciples, "Do you know what I have done to you? You call Me Master and Lord, and that is rightly so.

If I, your Lord and Teacher, have washed your feet then you also should wash one another's feet. I have given you an example so that you should do as I have done to you."

The Disciples' Feet Washed

Suggestions for the Teacher

Lead-In

Show the picture to the children. Discuss with them what they see. Ask what she/he may feel....

Let some of the children play the story in a role-play. Instruct them before.

Provide disguise / fancy dress, a vessel with water...

Lesson Instructions

Begin telling the story...

Discuss with the children...

- Do you think a king would ever clean the shoes of a beggar?
- Why does Jesus wash the disciples' feet?
(It is an example of how to serve one another in humbleness.)
- Describe Peter's reaction. (Initially he does not want Jesus to wash his feet.)
- What does he say after Jesus has explained to him what he had just done?
(Lord wash not only my feet but also my hands and my head)

Have the children repeat...

- The Lord Jesus was humble. He cared for His disciples.
- Jesus encouraged the disciples to follow His example.
- We should also follow His example.

Real-Life Application (explain the following)


- Jesus said, "A servant is not greater than his master."
- What does it mean to do something with a humble and loving heart?
(We must help and love one another / we should serve one another / we should humbly esteem one another more than ourselves etc.)

Repeat the Message

Jesus wants us to serve in humbleness and love.

JESUS' COMMANDMENT OF LOVE

Mark 12:28-34



Contents

Message	When we show love to our neighbour, we also show that we love God.
Learning Objectives	The children will learn: <ul style="list-style-type: none">■ We should love God above everything and our neighbour as our self.■ God loves us. It is because of His love, we love Him too.
Bible Text	Mark 12:28-34

Jesus' Commandment of Love



Jesus replied, "The first commandment is, You shall love the Lord, your God with all your heart, with all your soul and with all your mind, and with all your strength.

The second commandment is:
You shall love your neighbour as yourself.
There are no other commandments greater than these."

The scribe replied, "Teacher, what you say is true. There is only one God. And to love Him with all our being and to love our neighbour is better than bringing offerings and sacrifices."

After Jesus heard this, He knew the scribe answered wisely and said, "You are not far from the kingdom of God."

A large group of people were amazed as they listened to Jesus' teaching. A scribe asked Jesus, "Which commandment is the greatest in the law?"

Jesus' Commandment of Love

Suggestions for the Teacher

Lead-In

Show the picture to the children. Discuss with them what they see. Ask what she/he may feel....
Sing with the children an appropriate song of Jesus' love.

Lesson Instructions

Begin telling the story...

Discuss with the children...

- What does Jesus address as the greatest commandment?
("Love God with all your soul and mind and love your neighbour as yourself.")

Have the children repeat...

- We should love God above everything and our neighbour as our-selves.
- God loves us. We love Him too.


Real-Life Application (explain the following)

- How can we as children show love in our congregation?
 - Comforting and helping others.
 - Helping the older members with their tasks.
 - Visiting the sick.
 - Being active in church: cleaning, gardening and other activities.
 - Being obedient unto God and our parents.
 - Showing concern towards our friends.

<p style="text-align: center;">Repeat the Message When we show love to our neighbour, we also show that we love God.</p>

JESUS' PRAYER IN GETHSEMANE


Matthew 26:31-46



Contents

Message	As Jesus accepted the will of God, we will do the same.
Learning Objectives	The children will learn: <ul style="list-style-type: none">■ Jesus accepted what would happen to Him.■ We should seek to know and to do what is the will of God.■ God will comfort and strengthen those who try to fulfill His will.
Bible Text	Matthew 26:31–46

Jesus' Prayer in Gethsemane



On the way to the garden of Gethsemane Jesus told His disciples, "In a few hours you will all abandon Me. But I will be resurrected after My death and come to you again."

Peter argued with Him, "Even if all the others run away, I will not leave You."

Jesus replied, "Before the rooster crows tonight, you will deny Me three times."

Peter cried, "I would rather die with You than do such a thing!" The other disciples agreed.

When they arrived at the garden of Gethsemane Jesus told His disciples to sit down to one side while He prayed.

He took Peter, James and John with Him. Jesus was very, very sad. He said to the three of them, "Stay awake and pray." He went on a little further, threw Himself down on the ground and prayed, "Father, if it is possible, let this pass from Me. Whatever happens, it is not My will, but Your will be done."

When He returned, the disciples had fallen asleep. He shook Peter and woke him up,

"Are you sleeping? Can you not stay awake for one hour? Stay awake and pray."

Once again Jesus walked off a little way to be alone and prayed the same prayer.

When He came back, the disciples were sleeping again. They just could not keep their eyes open, and they did not know what to say to Him.

For the third time Jesus prayed alone and once again Peter, James and John fell asleep.

When Jesus returned He woke the disciples up and ask them to rise because He knew He was being betrayed.

Jesus' Prayer in Gethsemane

Suggestions for the Teacher

Lead-In

Show the picture to the children. Discuss with them what they see. Ask what she/he may feel....

Let some of the children play the story in a role-play. Instruct them before.

Provide disguise / fancy dress....

Lesson Instructions

Begin telling the story...

Discuss with the children...

- Why does Jesus pray so intensely in the Garden of Gethsemane?
(He knows what lays ahead. He is both the Son of God and man, who experiences fear.)
- He is afraid and although He prays for a different outcome, He accepts whatever will happen.
- What does he expect from the prayer? (The closeness of God during prayer)
- Jesus is almighty. Why does He not defend Himself?
(Because the will of God has to be fulfilled)
- Judas Iscariot betrays Jesus. How would you feel if someone you trust betrayed you?

Have the children repeat...

- Jesus accepted what would happen to Him.
- We also want to do the will of God.
- God will strengthen those who try to fulfill His will.

Real-Life Application (explain the following)

- Jesus knew that God would never leave Him alone.
- He also trusted that God would give Him the necessary strength to carry everything.
- In need, God comforts and strengthens all those who plead with Him.

<p style="text-align: center;">Repeat the Message As Jesus accepted the will of God, we will do the same.</p>
--

JESUS IS BETRAYED


Matthew 26:44–57 and Luke 22:47-54



Contents

Message	We love the Lord and follow Him because He suffered and sacrificed His life for us.
Learning Objectives	The children will learn: <ul style="list-style-type: none">■ How Jesus was betrayed by Judas.■ Under all circumstances, we want to hold close to the Lord.
Bible Text	Matthew 26:44–57 and Luke 22:47-54

Jesus is Betrayed



Jesus had prayed in the Garden of Gethsemane for quite some time. When He returned to His disciples, He asked, "Are you still sleeping? Wake up! The time has come when I will be betrayed."

Judas had told the group of people he was with that he would kiss Jesus. While Jesus was still speaking to the disciples, Judas came to Him.

When Judas greeted Jesus, he kissed Him. Jesus said, "Friend, why have you come?" Right afterwards, the soldiers arrested Jesus.

One of the disciples with Jesus drew out his sword and cut off the ear of the servant of the high priest. Jesus told the disciples to put their swords away then touched the servant's ear and healed him.

Next, He said to them, "My Father could provide Me with whatever I need. The Scriptures must be fulfilled.

Jesus said to the chief priests and the elders of the temple, who by then had appeared, "You have come with swords and sticks as if you had come to arrest a robber. I have been in the temple with you every day and you have never arrested me there. But this is your hour to act when the power of darkness rules."

Then they led Him away. They took Jesus to the house of the high priest for questioning.

Suggestions for the Teacher

Lead-In

Show the picture to the children. Discuss with them what they see. Ask what she/he may feel....

Let some of the children play the story in a role-play. Instruct them before.

Provide disguise / fancy dress, swords, candles, helmets....

Lesson Instructions

Begin telling the story...

Discuss with the children...

- What happens in the Garden of Gethsemane?
(Jesus prays fervently to His Father in the Garden of Gethsemane.)
- Some men led by Judas Iscariot appear to arrest Jesus.
- How do they identify Jesus? (Judas kisses Jesus.)
- How does Jesus feel after this? (He is very sad.)
- What does Peter do? (He takes his sword and strikes off the ear of one of the men.)
- How does Jesus react? (He touches the servant's ear and heals him.)
- How does Jesus explain this?
(God could send thousands of angels to protect Him, but He wants to fulfil God's will.)

Have the children repeat...

- Jesus was betrayed by Judas.
- Under all circumstances, we want to hold close to the Lord.

Real-Life Application (explain the following)

- Jesus sacrificed His life for all men. Through His sacrifice, all sins can be forgiven.
- His sacrifice is also valid for us today.

Repeat the Message

We love the Lord and follow Him because
He suffered and sacrificed His life for us.

PETER DENIES JESUS


Luke 22:54–62



Contents

Message	Even if we deny Christ, He forgives us when we regret it.
Learning Objectives	The children will learn: <ul style="list-style-type: none">■ Peter denied he knew Christ. Afterwards, Peter felt a great sadness for his actions.■ We may experience times in our lives when we deny Christ.■ If we are guided by remorse and repentance, God in His grace offers forgiveness through the sacrifice of Christ.
Bible Text	Luke 22:54–62

Peter Denies Jesus



After a while, someone else looked at him and said, "You are one of them."

Again Peter replied, "No, I am not!"

Again after some time, another man plucked up courage and said, "I am sure this man was with Him as well. He comes from Galilee."

Peter lied for a third time, "I do not know what you are talking about." And even as he spoke, he heard the rooster crowing. Jesus turned around and looked straight at Peter.

Peter remembered what Jesus had said, "Even before the rooster crows this day, you will have denied three times that you know

Me." Peter went out and wept bitterly.

Jesus was arrested and taken to the high priest's house. Peter followed at a distance.

In the courtyard, people were warming themselves around a fire. Peter sat down with them.

One of the servant girls was watching him and said, "This man was with Him as well."

Peter said, "I do not know Him."

Suggestions for the Teacher

Lead-In

Show the picture to the children. Discuss with them what they see. Ask what she/he may feel...

Let some of the children play the story in a role-play. Instruct them before.

Provide disguise / fancy dress...

Lesson Instructions

Begin telling the story...

Discuss with the children...

- What does Peter say to the servant girl about Jesus? ("I do not know him.")
- Why does Peter deny he knows Jesus? (He fears for his live.)
- How does Peter feel after he denied Jesus? (He weeps, he regrets.)

Have the children repeat...

- Peter denied he knew Christ. Afterwards, he felt a great sadness for his actions.
- We may also sometimes deny Christ.
- If we repent, God offers forgiveness through the sacrifice of Christ.


Real-Life Application (explain the following)

- Probably you denied once that you are a new apostolic Christian. (How did you feel?)
- In every situation, we should always stand up for Jesus.

Repeat the Message
Even if we deny Christ, He forgives us when we regret it.

JESUS FACES PILATE

Luke 23:1-23



Contents

Message	Jesus was condemned to death without guilt.
Learning Objectives	The children will learn: <ul style="list-style-type: none">■ Jesus was treated unjustly during His trial, but did not object because it was God's plan.
Bible Text	Luke 23:1–23; Matthew 27:24

Jesus Faces Pilate



In Jerusalem, Jesus was brought to Pilate by the people. They accused Him of trying to cause a rebellion and said that He claimed to be a king. They also said other things that were not true.

Pilate wanted to know what kind of king Jesus thought He was.

He asked Jesus, "Are You the king of the Jews?" Jesus answered Him, "It is as you say."

Pilate could find no fault in Jesus. This made the people upset. They told Pilate that Jesus was a Galilean. When Pilate heard this, he sent Jesus to Herod because, as a Galilean, He was under Herod's authority.

Herod was happy to see Jesus. He had heard all about His miracles and hoped that he would one day see one himself.

When Herod questioned Jesus, He did not answer. Herod and his soldiers dressed Jesus in clothes that kings wore and mocked Him. He then sent Jesus back to Pilate.

Pilate called all the people together again and said, "You have brought this Man to me, as someone who misled you.

I have examined Him in your presence, and I found this Man has done none of the things you have accused Him of. Neither did Herod. I do not feel He has done anything that is deserving of being sentenced to death."

The people did not agree with Pilate. Instead, they insisted Pilate free Barabbas, a murderer, and kill Jesus instead.

The people shouted, "Crucify Him, crucify Him!"

For a third time, Pilate said to the people, "Why? What evil has He done? I have found no reason that He should be killed. I will therefore punish Him then let Him go." The people continued to demand that Jesus be crucified. Pilate gave in to the will of the people. He freed Barabbas and handed Jesus over to them to be crucified.

He then washed his hands before the crowd and said, "I am innocent for sending this just person to His death. You are responsible for His death.

The crowd answered, "Yes, we will accept the guilt for sending Him to His death."

Suggestions for the Teacher

Lead-In

Show the picture to the children. Discuss with them what they see. Ask what she/he may feel....

Let some of the children play the story in a role-play. Instruct them before.

Provide disguise / fancy dress, a chair, sticks, helmet, cord...

Lesson Instructions

Begin telling the story...

Discuss with the children...

- What does Pilate try to do? (He wants to convince the people that Jesus is innocent.)
- How does he show his opinion? (He washes his hands in front of the crowd.)
- Why? (He does not want to be blamed for Jesus' death.)
- Does Jesus know the outcome of His trial? (Yes, he knows that he will die at the cross.)

Have the children repeat...

- Jesus was treated unjustly.
- He did not object because it was God's plan.

Real-Life Application (explain the following)

- Jesus knew God's plan and accepted whatever the people wanted to do to Him.
- How do you feel when you are blamed for something you did not do?
(E.g., when you are accused of having stolen something although you did not do it.)
- We must use Jesus as our example.

<p style="text-align: center;">Repeat the Message Jesus was condemned to death without guilt.</p>

JOURNEY TO GOLGOTHA


Mark 15:16-23



Contents

Message	Without sin, Jesus sacrificed His life for the forgiveness of our sins.
Learning Objectives	The children will learn: <ul style="list-style-type: none">■ How Jesus humbly accepted to be belittled and beaten even though as the King of kings He had great power.■ Simon helped Jesus carry His cross to Golgotha.■ How Jesus suffered for the forgiveness of our sins.
Bible Text	Mark 15:16-23

Journey to Golgotha



Pilate's soldiers took Jesus into the Praetorium. There they took off Jesus' clothes and dressed Him in a red robe.

They made a crown of thorns and put it on Jesus' head.

They also made Jesus hold a stick in His right hand.

The soldiers mocked Jesus and said, "Hail, king of the Jews!"

They spat on Him and hit Him with the stick He held in His hand.

When they were done mocking Jesus, they put His own clothes back on Him. The soldiers led Jesus to where He was to be crucified.

On the way to Golgotha, the soldiers forced a man from Cyrene, named Simon, to carry Jesus' cross.

When they got to Golgotha, the soldiers gave Jesus wine mixed with myrrh to drink. He did not drink it.

Suggestions for the Teacher

Lead-In

Show the picture to the children. Discuss with them what they see. Ask what she/he may feel....

Let some of the children play the story in a role-play. Instruct them before.

Provide disguise / fancy dress, a crown, a stick, a cross...

Lesson Instructions

Begin telling the story...

Discuss with the children.

- What happens when Pilate hands over Jesus to the soldiers?
(They laugh at Him, mock Him and beat Him.)
- Why do the soldiers do this? (They want to humiliate him in front of everyone.)
- What do the soldiers do afterwards? (They place a heavy wooden cross on His shoulders.)
- What do they do when they see that Jesus cannot carry the cross?
(They select Simon randomly out of the crowd to help Jesus.)

Have the children repeat...

- Jesus accepted to be belittled even though He had great power.
- Simon helped Jesus carry His cross to Golgotha.
- Jesus suffered for the forgiveness of our sins.

Real-Life Application (explain the following)


- Were you ever mocked or made fun of at school? How did you feel, react?
- Jesus suffered for us. Through His innocent death, He redeemed mankind.

Repeat the Message

Without sin, Jesus sacrificed His life for the forgiveness of
our sins.

GOOD FRIDAY


Luke 23:32-49



Contents

Message	Jesus gave His life and through His sacrifice our sins can be forgiven.
Learning Objectives	The children will learn: <ul style="list-style-type: none">■ Jesus forgave the people for what they did to Him.■ Jesus died so our sins could be forgiven.
Bible Text	Luke 23:32–49

Good Friday



Jesus was taken to Golgotha to be crucified. He was hung on the cross. Jesus said, “Father, forgive them, for they do not know what they do.”

At the foot of the cross, soldiers drew lots for His clothing. People stood around watching.

The high priests and the scribes mocked Him. They said, “He saved others. Let Him save Himself if He is the Christ, the chosen of God.”

The soldiers also mocked Jesus and offered Him sour wine. On Jesus’ cross it was written, This is the King of the Jews.

They said, “If You are the King of the Jews, save Yourself.”

At the same time, two criminals were also crucified on crosses on the right and left side of Jesus. One of the criminals taunted Jesus and said, “If You are the Christ, save Yourself and us!” The criminal on the other cross corrected him.

“Do you not even fear God, since you have been condemned to death? We have been justly condemned. We have received a just sentence for our deeds. This man, though, has done nothing wrong.”

He then said to Jesus, “Lord, remember me when You come into Your kingdom.”

Jesus told him, “Assuredly, I say to you, today you will be with Me in paradise.”

It was twelve noon and suddenly it became dark for three hours. The sun no longer shone and the veil of the temple was torn in two.

Then Jesus cried out, “Father, into Your hands I commit My Spirit.” After Jesus said this, He died.

Suggestions for the Teacher

Lead-In

Show the picture to the children. Discuss with them what they see. Ask what she/he may feel...
Let some of the children play the conversation at the cross in a role-play. Instruct them before.
Provide disguise, three crosses....

Lesson Instructions

Begin telling the story...

Discuss with the children...

- How does Jesus feel when the soldiers treat him so badly?
- What does he say? ("Father, forgive them, for they do not know what they do.")
- How does he react when the criminal asks him to remember him in His kingdom?
(“I say to you, today you will be with Me in paradise.”)
- What happens when Jesus dies on the cross at midday?
(Darkness falls over the land, the earth shakes and the curtain of the temple tears in two.)

Have the children repeat...

- Jesus forgave the people for what they did to Him.
- Jesus died so our sins can be forgiven.


Real-Life Application (explain the following)

- Ask the children to give you examples of sins they may commit.
(Lying, stealing, or not honouring their parents)
- Through Jesus' suffering and God's grace we can have our sins forgiven.

Repeat the Message
Jesus gave His life and through His sacrifice our sins
can be forgiven.

EASTER


Matthew 27:64–65; 28:1–10



Contents

Message	Jesus Christ, the Son of God, conquered death and rose from the dead.
Learning Objectives	The children will learn: <ul style="list-style-type: none">■ When Mary Magdalene and Mary went to Jesus' grave it was empty. Jesus had arisen.■ Through Jesus' resurrection God has also given us hope. We too can have eternal life.
Bible Text	Matthew 27:64–65; 28:1–10

Easter



The angel's clothes were as white as snow and he shone very brightly. The guards stationed at Jesus' grave fell to the ground with fear.

The angel told the women, "Do not be afraid. You seek Jesus who was crucified but He is not here. He has risen just as He said. Look in the tomb. Go and tell His disciples that He has risen from the dead. He will meet them in Galilee."

The women joyfully went out of the tomb to tell the disciples the message they heard.

Just as they were leaving, Jesus appeared to them.

They held Him by His feet and worshipped Him.

Jesus told them, "Do not be afraid. Tell My disciples to go to Galilee and they will see Me there."

Jesus died on the cross. Jesus' body was placed in a tomb and sealed with a stone. Pilate also commanded that guards keep the tomb secure so no one could steal Jesus' body.

After the first Sabbath, Mary Magdalene and Mary went to Jesus' tomb.

The earth shook and there was a great earthquake. An angel came down from heaven and rolled away the stone in front of Jesus' grave.

Suggestions for the Teacher

Lead-In

Show the picture to the children. Discuss with them what they see. Ask what she/he may feel....

Let some of the children play the story in a role-play. Instruct them before.

Provide disguise, a white garment for the angel; the door is like the stone, swords, helmets....

Lesson Instructions

Begin telling the story...

Discuss with the children...

- What do the women experience at the grave?
(An angel comes down from heaven and rolls away the stone. He speaks with them.)
- How do the guards feel?
(They fall to the ground with fear. Probably they believe in His power).
- What does the angel say?
(Jesus has risen. Go and tell His disciples that He has risen from the dead.)
- How do you think the women feel? (They believe the angel and are filled with joy.)

Have the children repeat...

- When Mary Magdalene and Mary went to Jesus' grave, it was empty.
- Jesus had arisen.
- Through Jesus' resurrection, God has given us hope. We too can have eternal life.

Real-Life Application (explain the following)

- Jesus also lives today! How can we be sure of this?
(If we believe in Him, we will experience how He gives us strength in all circumstances.)
- That gives us courage and power.
- What is necessary for this? (That we give Him room in our heart.)

Repeat the Message
Jesus Christ, the Son of God, conquered death and rose
from the dead.

JESUS APPEARS TO HIS DICIPLES


Luke 24:13-35



Contents

Message	Experiencing Jesus is a matter of the heart and not only of the mind.
Learning Objectives	The children will learn: <ul style="list-style-type: none">■ Jesus appeared to the disciples after He arose from the dead.■ We can encounter Jesus in various forms.
Bible Text	Luke 24:13-35

Jesus Appears to His Disciples



Two of the disciples were on their way to Emmaus. The town was about a two-hour walk from Jerusalem. They talked about the events of the last few days.

As they spoke to each other, a stranger came up to them and walked with them. The stranger was actually Jesus, but the disciples did not recognise Him.

Jesus asked them, "What are you talking about?"

The two disciples stopped walking. They were very sad. One of them, who was named Cleopas, replied, "Are you the only visitor in Jerusalem who does not know what has happened over the last few days?"

Jesus asked, "What has happened?"

Cleopas explained, "Jesus of Nazareth was a prophet, mighty in deed and word before God and the whole nation. Three days ago, the high priests and the council condemned Him to death and crucified Him. We hoped He would be the Saviour of Israel. Some of the women in our group visited the grave early this morning and found that His body was gone. They saw angels there who told them that He was alive. Some of us went into the grave and found it empty."

Jesus asked them, "Do you not believe what the prophets said? It was necessary for Christ to suffer in this way so that He could depart in glory." Jesus told them about Moses and all the prophets. He explained what was written about Him in scriptures.

When they arrived in Emmaus, the two disciples said to Jesus, "It will soon be evening and the day will be over."

Jesus stayed and ate with them. He took the bread, blessed it, broke it, and gave it to them. At that moment, they recognised with whom they had been speaking. Then Jesus disappeared.

Quickly they returned to Jerusalem. There they found the eleven disciples gathered with others who said, "The Lord is truly risen!" Then the two disciples told the story of what had happened to them on their journey, and how their eyes had been opened when Jesus broke the bread and gave it to them.

Jesus Appears to His Disciples

Suggestions for the Teacher

Lead-In

Show the picture to the children. Discuss with them what they see. Ask what she/he may feel....

Let some of the children play the story in a role-play. Instruct them before.

Provide disguise, a table, chairs, bread and wine....

Lesson Instructions

Begin telling the story...

Discuss with the children...

- Why are the two disciples so sad on their way to Emmaus?
(Jesus was crucified. / They expected that Jesus would be a strong king. / They cannot understand why Jesus did not destroy His enemies.)
- Why do the disciples not recognise Jesus?
(Their eyes are "closed" at first because of their grief. They are "blind".)
- How do they recognise Jesus?
(He takes the bread, blesses it, and gives it to them just as He did during the Last Supper.)
- Why do they not recognise Him earlier?
(They rely too much on their eyes instead of relying on their hearts.)

Have the children repeat...

- Jesus appeared to the disciples after He arose from the dead.
- We can encounter Jesus in various forms.


Real-Life Application (explain the following)

- We cannot recognise Jesus with our natural eyes, but only with our souls.
- How can we experience His presence?
(When we pray, attend a divine service, participate in Holy Communion, ...)

Repeat the Message
Experiencing Jesus is a matter of the heart and not only of
the mind.

THOMAS


John 20:19-29



Contents

Message	Faith means to believe what we cannot see.
Learning Objectives	The children will learn: <ul style="list-style-type: none">■ Apostle Thomas did not believe Jesus resurrected until he saw and put his finger in the marks the nails made in Jesus' hand. He also wanted to put his hand in Jesus' side.■ Although we cannot see Jesus, we believe He is with us every day.
Bible Text	John 20:19 –29

Thomas



After Jesus' crucifixion, the disciples were frightened. Whenever they came together, they locked the doors. The resurrected Jesus appeared to them, "Peace be with you!"

When Jesus said this He showed the disciples His hands and His side.

Thomas was not with the disciples when Jesus appeared to them.

Later the disciples told Thomas they had seen the Lord. Thomas replied, "Unless I see the marks of the nails in His hands and put my finger on those marks and my hand in His side, I will not believe."

Eight days later the disciples were all together again. This time Thomas was with them. Again Jesus appeared to them, even though the doors were locked. Jesus said to the disciples, "Peace be with you!"

He said to Thomas, "Put your fingers here and look at My hands. Stretch out your hand and put it in My side. Then do not be unbelieving, but believing!"

Thomas answered, "My Lord and my God!"

Jesus replied, "You believe, Thomas because you have seen. Blessed are those who do not see, yet still, believe."

Suggestions for the Teacher

Lead-In

Show the picture to the children. Discuss with them what they see. Ask what she/he may feel....
Let some of the children play the story in a role-play. Instruct them before.
Provide disguise, a white garment for Jesus....

Lesson Instructions

Begin telling the story...

Discuss with the children...

- What happens after the risen Jesus appeared to the Apostles for the first time?
(Thomas is not present when Jesus appears.)
- How does he react when the other Apostles tell him? (He does not believe.)
- If you were one of the disciples, would you believe the person who appeared was Jesus?
- What does Thomas want to experience to believe in Jesus' resurrection?
(He wants to see the marks of the nails in Jesus' hands, and put his hands into Jesus' side.)
- How does Apostle Thomas come to believe?
(Jesus appears unto the Apostles for a second time. This time Thomas is present.)
- What does Jesus do? (He shows him His hands and His side. Then Thomas believes.)

Have the children repeat...

- Thomas did not believe Jesus resurrected.
- He wanted to put his finger in the marks the nails made in Jesus' hand.
- Although we cannot see Jesus, we believe He is with us every day.

Real-Life Application (explain the following)

- Apostle Thomas had difficulty in believing that Jesus had appeared.
- Jesus helped Apostle Thomas to believe.
- Sometimes we, too, have difficulty in believing. Jesus can and will help us to believe.
- How do we feel Jesus' presence today?

Repeat the Message
Faith means to believe what we cannot see.

JESUS AND PETER


John 21:3-17



Contents

Message	Jesus commissioned Peter with special responsibilities.
Learning Objectives	The children will learn: <ul style="list-style-type: none">■ Jesus gave Apostle Peter the commission to feed the flock of Christ.■ Peter's commission and further special functions or jobs are fulfilled by the Chief Apostle today.
Bible Text	John 21:3–17

Jesus and Peter



Some of the disciples went fishing with Simon Peter. They did not catch any fish. In the morning when they came to shore, Jesus was there. They did not recognise Jesus. Jesus asked them, "Do you have any food?"

The disciples answered, "No."

Jesus then told them, "Put your nets on the right side of the boat and you will catch some." The disciples did what He said and caught so many fish that they could not lift the net.

When Peter realised that it was Jesus, who spoke to them on the shore, he jumped into the water and swam to the shore. The other disciples followed in the boat.

When they arrived at the shore, they saw a fire with fish cooking on it. Jesus asked them to bring some of the fish they had caught and eat breakfast. Jesus gave them some bread and fish. This was the third time Jesus had appeared to the disciples after He arose from the dead.

While Jesus ate with them, He asked, "Simon Peter, do you love Me more than these?"

Simon Peter answered, "Yes, Lord. You know that I love You."

Jesus then said, "Feed My lambs."

After a while, Jesus asked again, "Simon Peter, do you love Me?"

Again Peter answered, "Yes, Lord. You know that I love You."

Then Jesus said, "Tend My sheep!"

Then Jesus asked the same question a third time, "Simon Peter, do you love Me?"

Peter answered, "Lord, You know all things. You know that I love You."

Then Jesus said, "Feed My sheep!"

Suggestions for the Teacher

Lead-In

Show the picture to the children. Discuss with them what they see. Ask what she/he may feel....

Let some of the children play in a role-play how a shepherd cares for his sheep.

Provide disguise, a shepherd stick and bag...

Sing with the children an appropriate song of the love of Jesus.

Lesson Instructions

Begin telling the story...

Discuss with the children...

- Why does Jesus ask Peter several times if he loved Him?
(He wants to confirm Peter's love for Him.)
- How does Peter feel after Jesus has asked him three times: "Do you love Me?"
(shocked / disappointed / worried / sad)
- What does Jesus commission him with? (To look after His sheep)
- What does this mean?
(To share the gospel with all people and to care for those who are a part of the flock of Christ)

Have the children repeat...

- Jesus gave Apostle Peter the commission to feed the flock of Christ.
- Peter's commission is fulfilled by the Chief Apostle today.

Real-Life Application (explain the following)

- Jesus did not leave His sheep without guidance. He commissioned Apostle Peter to do this.
- Apostle Peter also served the other Apostles, and all the brothers and sisters.
- What is the highest ministry today? (The Chief Apostle fulfils the same functions as Peter did.)
- What is his task?
(To strengthen the Apostles, to ensure the testimony of our faith is the same worldwide...)

<p style="text-align: center;">Repeat the Message Jesus commissioned Peter with special responsibilities.</p>

ASCENSION DAY


Acts 1:1-11



Contents

Message	Like Jesus' ascension, we too will ascend when He returns.
Learning Objectives	The children will learn: <ul style="list-style-type: none">■ How Jesus returned to His Father.■ The angels announced that Jesus Christ would return.■ What happens on Ascension Day.
Bible Text	Acts 1:1–11

Ascension Day



After His resurrection, Jesus stayed with His Apostles for forty days and talked to them about the kingdom of God. He ordered them not to leave Jerusalem. They were to wait until the Spirit of God came to them.

The Apostles asked Jesus, "Lord, is this the time You will restore the kingdom of Israel?" Jesus replied, "It is not for you to know about dates or times the Father has set within His control. You will receive power when the Holy Spirit comes upon you.

You will be witnesses for Me in Jerusalem and throughout all Judaea and Samaria and even in the farthest corners of the earth."

After Jesus said this, a cloud then took Jesus and He was lifted up in the air until the Apostles could no longer see Him.

As they stood staring up into heaven, two men in white robes suddenly stood beside them. They said, "Men of Galilee, why do you stand there looking up into heaven? This Jesus who has been taken from you up to heaven will come in the same way as you have seen Him go."

At that, the Apostles turned around and went back to Jerusalem joyfully.

Suggestions for the Teacher

Lead-In

Show the picture to the children. Discuss with them what they see. Ask what she/he may feel... Review with them what the disciples experienced with Jesus during the forty days He was on earth after He resurrected. (See previous lessons.)

Lesson Instructions

Begin telling the story...

Discuss with the children...

- What does "ascension" mean? (Jesus rises through the air to heaven.)
- Why is it important for the Apostles to see Jesus ascending to heaven? (He wants to strengthen their faith and prepare them for the coming of the Holy Spirit.)
- Which two important promises are given to the faithful?
 - God sends the Holy Spirit to the people as a Comforter.
 - Jesus will return in the same way as He ascended into heaven.
- What task does Jesus give to the disciples? ("Be witnesses for Me in Jerusalem and even in the farthest corners of the earth.")

Have the children repeat...

- Jesus returned to His Father.
- The angels announced that Jesus Christ would return.
- On Ascension Day, a cloud took Jesus and He was lifted up in the air.

Real-Life Application (explain the following)

- The angels announced to the disciples that Jesus would return to earth.
- We still believe this today.
- How do we prepare ourselves for the return of Jesus?
(Love our neighbour, pray for Jesus' return, attend Sunday school and listen to God's word)

Repeat the Message

Like Jesus' ascension, we too will ascend when He returns.

PENTECOST

Acts 2:1-21, 37-41



Contents

Message	God wants our lives to be guided by the Holy Spirit.
Learning Objectives	The children will learn: <ul style="list-style-type: none">■ Why we still celebrate Pentecost.■ We rejoice that God is active today through the Apostles Ministry.■ The Holy Spirit works in us.
Bible Text	Acts 2:1–21, 37–41

Pentecost



Fifty days after Easter, the Apostles were together in Jerusalem. They were waiting for the Holy Spirit to come and strengthen them as Jesus had promised.

Suddenly there was a loud noise. A mighty wind came down from heaven and filled the whole house. Tongues of fire rested above each of them and the Apostles were filled with the Holy Spirit. They were able to speak in different languages and tell of God's great deeds.

When the noise happened, many people gathered outside the house.

The people were from Mesopotamia, Asia, Egypt, Libya and Rome visiting in the city. They had come to offer in the temple in Jerusalem. The people were very surprised when they heard the Apostles speak languages they could understand.

The visitors asked themselves, "How can this be possible? These men come from Galilee. How can they suddenly speak different languages?" Some thought the Apostles might be drunk.

Then Peter spoke, "No one is drunk. Today a great miracle has happened. God has poured out His Holy Spirit, just as the prophets promised." Then he told them about Jesus, how He had been crucified and had resurrected.

Peter's sermon touched the hearts of the people. They asked the Apostles, "What should we do?" Peter told them, "Repent and be baptised so that your sins can be forgiven and then receive the Holy Spirit."

Many believed what Peter told them and were baptised. On that day three thousand people joined the Christian congregation. They remained close together, listened to the words of the Apostles, prayed, and broke bread together. They also sold and shared all their possessions.

Suggestions for the Teacher

Lead-In

Show the picture to the children. Discuss with them what they see. Ask what she/he may feel....

Let some of the children play the story in a role-play. Instruct them before.

Provide disguise, sheets of paper with tongues of fire and words in foreign languages

(Hello, Jambo, Bonjour, Akwaaba, ...)

Lesson Instructions

Begin telling the story...

Discuss with the children...

- What do we celebrate at Pentecost? (The birthday of the church of Christ).
- What does "Pentecost" mean? (A Greek word, that means "fiftieth day" after Jesus' resurrection)
- What happens when the Apostles wait in Jerusalem?
(A mighty wind fills the room, tongues of fire rest above each of the Apostles.)
- Which effect does the outpouring of the Holy Spirit have on the followers of Jesus?
(They confess Jesus Christ. They can speak in foreign languages.)

Have the children repeat...

- On Pentecost the Apostles were filled with the Holy Spirit.
- We rejoice that God is active today through the Apostle's Ministry.
- The Holy Spirit works in us.


Real-Life Application (explain the following)

- God is active through the Holy Spirit.
- How do we receive the gift of the Holy Spirit today? (By Holy Sealing through a living Apostle)
- Through the Holy Spirit, we have become children of God.
- This spirit works through us, leads us and guides us.

Repeat the Message
God wants our lives to be guided by the Holy Spirit.

BEFORE THE COUNCIL


Acts 5:14-42



Contents

Message	People cannot stop God's plan. We must obey God more than people.
Learning Objectives	The children will learn: <ul style="list-style-type: none">■ Even after being thrown into prison, the Apostles continued to teach about Jesus.■ We can stand up for God's work today.
Bible Text	Acts 5:14–42

Before the Council



While in Jerusalem, the Apostles healed the people who were sick and tormented by unclean spirits in the name of Jesus. During this time, the number of people who believed in the Lord increased. This angered the high priest, the head of the council, and some of the other councillors. They arrested the Apostles and put them into prison.

That night, an angel opened the door of the prison holding the Apostles and said, "Go stand in the temple and speak to the people all the words of this life!" Peter and the other Apostles went to the temple to preach and to teach.

Later that morning the council met again. The temple guards were sent to get the prisoners. Quickly they returned and reported, "We found the jail securely locked, with the guards standing at the doors, but when we opened the doors, we found no one inside." Now everyone was very confused. A person came to the councillors and said, "The men who you put in prison are in the temple teaching the people!"

When the councillors heard this, they sent the captain and his servants to the temple. He did not want to arrest the Apostles in front of everyone because he was afraid of being stoned by the people. Peter and the other Apostles went with the captain of the guard willingly.

Again Peter and the other Apostles stood before the council. The high priest asked them why they continued to preach about Jesus, despite being warned not to.

Peter answered, "We must obey God rather than men! God raised Jesus from the dead. He forgives sins. We have witnessed these things and must bring this good news to all the people."

This angered some of the council members. They thought to themselves, "Peter and his followers are going too far. It would be best to condemn them to death, because then they will be silent." The Apostles were taken out of the room while the council discussed the matter further. Gamaliel, a respected member of the council said, "I recommend that you leave these men alone. For if this is their plan, nothing will come of it. If it is the will of God, you cannot stop it. Otherwise you will be fighting against God Himself." The council accepted Gamaliel's advice.

The Apostles were beaten as a warning not to preach in the name of Jesus, and then allowed to go free. When the Apostles left the council, they knew that they had suffered for Christ's sake, and they accepted this suffering in good faith. They continued to bring His testimony to everyone who wanted to listen.

Suggestions for the Teacher

Lead-In

Show the picture to the children. Discuss with them what they see. Ask what she/he may feel...

Lesson Instructions

Begin telling the story...

Discuss with the children...

- How does Peter react, when he is thrown in prison? (He does not stop preaching the gospel.)
- Why do the Apostles not fear to preach although the councillors have forbidden them to do so? (The promise of Jesus: "I will be with you always", gives them courage.)
- The promise is also valid for us. What does it mean? (God gives strength and comfort in all circumstances of life through prayers, the word of God and through his servants.)

Have the children repeat...

- Even after being thrown into prison, the Apostles continued to teach about Jesus.
- We can stand up for God's work today.


Real-Life Application (explain the following)

- The first Apostles taught in the temple of Jerusalem.
- Where do our Apostles teach? (Look for examples and pictures in the magazine "Community".)
- What can we learn from the Apostles? (By standing up for what we believe in)
- If your classmates tease you because you go to church, how do you react?

<p style="text-align: center;">Repeat the Message People cannot stop God's plan. We must obey God more than people.</p>
--

THE APOSTLES' CALL FOR HELPERS


Acts 6:1-7



Contents

Message	We all can be helpers to the Apostles today.
Learning Objectives	The children will learn: <ul style="list-style-type: none">■ The Apostles needed help.■ God helped the Apostles find helpers to complete His work.■ How we can help the Apostles today.
Bible Text	Acts 6:1–7

The Apostles' Call for Helpers



After many prayers, the Apostles called all the disciples together and said to them, "From among you select seven men who have a good reputation, full of Spirit and wisdom, who can help take care of the widows so that we can spend time praying and spreading of the word."

The disciples chose seven men and placed them before the Apostles. The Apostles laid their hands on these faithful men.

These seven men worked in the congregations and supported the Apostles in the work of caring for members.

The number of followers of Christ increased, and the work and responsibility of the Apostles grew ever greater.

Some of the followers complained that the widows were being neglected.

It was difficult for the Apostles to do everything.

The Apostles' Call for Helpers

Suggestions for the Teacher

Lead-In

Show the picture to the children. Discuss with them what they see. Ask what she/he may feel....

Let some of the children play the ordination in a role-play. Instruct them before.

Provide disguise, black and white dress of the Apostle.

Lesson Instructions

Begin telling the story...

Discuss with the children...

- Why do the Apostles need helpers? (They are not able to attend to everyone's needs.)
- What do they want to focus on? (Placing the word of God into the hearts of the members)
- How do the seven deacons receive their ministry?
(All ministers are ordained by the laying-on of the hands of a living Apostle in a prayer.)
- What are the duties of a Deacon? (To be an example in the congregation, visit the sick, accompany the priests, invite guests, assist in organisational matters)

Have the children repeat...

- God helped the Apostles find helpers to complete His work.
- We also can help the Apostles today.

Real-Life Application (explain the following)


- How does an ordination happen today? (By laying-on of the hands of a living Apostle)
- Even if you have no ministry, how can you help our Apostle or Priest?

Repeat the Message

We all can be helpers of the Apostles today.

STEPHEN


Acts 6:8-15; 7:1-60



Contents

Message	The Holy Spirit enables us to follow Christ's example.
Learning Objectives	The children will learn: <ul style="list-style-type: none">■ Stephen was judged and killed for being a witness for Jesus.■ Although we may be treated unjustly by others, we should try to forgive them.■ Stephen received courage through the power of the Holy Spirit.■ If we want to follow Jesus, we may suffer but we will be rewarded.
Bible Text	Acts 6:8–15; 7:1–60

Stephen



Stephen, one of the seven chosen to serve, was well known among the people because of his faith.

Some people opposed Stephen, however, and argued with him. These people became angry and lied to get their way.

They brought Stephen before the council and summoned others who told lies about Stephen.

There they repeated their accusations, claiming that Stephen had said Jesus of Nazareth wanted to destroy the temple and change the customs Moses had given them.

The high priest asked Stephen whether his accusers were right. When Stephen spoke, he was filled with the Holy Spirit.

When the members of the council heard Stephen's words about Jesus, they were filled with rage. But Stephen, being full of the Holy Spirit, looked up into heaven. He said, "Behold, I see heaven opened, and the Son of Man standing at the right hand of God."

The people cried out loud and ran up to Stephen. They cast him out of the city, and stoned him.

While the crowd was throwing rocks at him, Stephen called upon God and said, "Lord Jesus, receive my spirit!"

Then he knelt down, and cried with a loud voice, "Lord, lay not this sin to their charge." At that moment, Stephen died.

Suggestions for the Teacher

Lead-In

Show the picture to the children. Discuss with them what they see. Ask what she/he may feel....

Let some of the children play the story in a role-play. Instruct them before.

Provide disguise, stones, white garment for Jesus and God....

Lesson Instructions

Begin telling the story...

Discuss with the children...

- What does Stephen do when people tell lies about him? (He continues to testify about Jesus.)
- How does the council react after Stephen speaks to those people? (They are filled with rage.)
- What does Stephen mean when he says, "Lord, lay not this sin to their charge"? (He forgives those who hurt him.)

Have the children repeat...

- Stephen was killed for being a witness for Jesus.
- If we may be treated unjustly by others, we should forgive them.
- Stephen received courage through the power of the Holy Spirit.
- If we follow Jesus, we may suffer but we will be rewarded.

Real-Life Application (explain the following)

- No matter what people said, Stephen continued to believe and testify about Jesus.
- We also want the Holy Spirit to give us courage so that we can also follow Jesus' example.

<p style="text-align: center;">Repeat the Message The Holy Spirit enables us to follow Christ's example.</p>

THE GOSPEL IN SAMARIA


Acts 8:4-25



Contents

Message	We should be witnesses to Jesus Christ's activity on earth.
Learning Objectives	The children will learn: <ul style="list-style-type: none">■ Philip travelled to Samaria to share God's word.■ We should support God's work with a Christian attitude that pleases Him.
Bible Text	Acts 8:4–25

The Gospel in Samaria



Soon after Jesus' resurrection, the persecution of His followers started. Their homes were searched. Both men and women were thrown into jail.

Though the Apostles remained in Jerusalem, many followers left the city. In their hearts, they treasured Jesus and continued believing in Him. Wherever they went, they spoke of the Son of God. Even in this difficult time, the work of God grew.

Philip went to the city of Samaria to preach to the Samaritans. It was unusual for Jews to speak to Samaritans because the two groups did not get along. In fact, they hated each other. But the followers of Jesus, including Philip, were different and reached out to all people.

Philip told the Samaritans that the promised Messiah had finally arrived and that Jesus brought a wonderful teaching to the people. This good news brought much joy and happiness to the listeners. The group of listeners who followed Philip grew steadily, and he taught and baptised them in the name of Jesus.

A man called Simon lived in Samaria. He earned his money as a magician. The people were fascinated by his magic. Simon was proud of his tricks and enjoyed the people's attention. They saw him as an unusual man and said, "This man is the great power of God."

When Philip started to teach about Jesus and the kingdom of God, many people believed him. Simon himself also believed, was baptised and followed Philip. He saw how Philip performed great miracles. Philip healed the sick in the name of Jesus and drove out evil spirits.

When the Apostles who were at Jerusalem heard that many people in Samaria accepted the gospel, they sent John and Peter there.

The Apostles prayed that the people might receive the Holy Spirit. Then they laid their hands on them, and they received the Holy Spirit. Simon watched all this and was completely overwhelmed. He went to the Apostles and asked, "Give me this power also, that anyone on whom I may lay my hands will receive the Holy Spirit." But Peter said to him, "Your money will perish with you! God's gifts are not for sale! Your heart is not right in the sight of God. Repent and ask God to forgive you." Simon immediately knew that he was wrong and said, "Please pray for me, that God will not punish me."

A little later the Apostles went back to Jerusalem, preaching in the villages of Samaria along the way.

Suggestions for the Teacher

Lead-In

Show the picture to the children. Discuss with them what they see. Ask what she/he may feel...

Let some of the children play the story in a role-play. Instruct them before.

Provide disguise.

Lesson Instructions

Begin telling the story...

Discuss with the children...

- What does Philip do in preparation for the Apostles?
(He preached and baptized in the name of Jesus.)
- What tasks do the Apostles perform?
(They dispense the Holy Spirit through prayer and the laying-on of hands.)
- Why does Simon's request make Apostle Peter so angry?
(Simon is concerned with his own power and honour. God's divine power cannot be bought.)

Have the children repeat...

- Philip travelled to Samaria to share God's word.
- We should support God's work with a Christian attitude.

Real-Life Application (explain the following)


- We compare the activities of the Apostles and their helpers today with those in the first time.
(Today ministers continue to teach everyone about Jesus and the kingdom of God.)
- Today there are places where people are treated cruelly or even killed if they are Christian.
- We should have the desire to support our congregation too. (How?)

Repeat the Message

We should be witnesses to Jesus Christ's activity on earth.

PHILIP AND THE ETHIOPIAN


Acts 8:26–39



Contents

Message	God wants us to share the gospel with all people.
Learning Objectives	The children will learn: <ul style="list-style-type: none">■ God sent Philip to the Ethiopian to tell him about Jesus.■ God wants us to share the gospel with others as often as possible.
Bible Text	Acts 8:26–39

Philip and the Ethiopian



When the church was being persecuted, Philip took the gospel to Samaria, where God blessed his work greatly. He told the people about Jesus and His message.

One day, an angel of the Lord told Philip that he was to go south along the desert road between Jerusalem and Gaza. Before long, he met a man sitting in his carriage reading.

The man was an Ethiopian eunuch and held a very high position at the royal court. He was in charge of the Ethiopian queen's money. He had been on a pilgrimage to Jerusalem and was on his way home.

The Holy Spirit urged Philip to approach the man.

He found him reading from the prophet Isaiah. Philip asked him, "Do you understand what you are reading?"

The eunuch replied, "How can I without someone to guide me?" He asked Philip to sit next to him in the carriage. Then Philip explained to him that Jesus was the man Isaiah was speaking about. He told him all about Jesus. The eunuch was intrigued.

They rode on, and when they came to water, the eunuch said, "Look. Here is water. Can I be baptised?"

Philip said, "If you believe with all your heart, you can be baptised."

The eunuch responded, "I believe that Jesus Christ is the Son of God." He stopped the carriage and they went down to the water. Philip baptised the man.

As they came out of the water, the Spirit of the Lord took Philip away.

The Ethiopian was joyful and went on his way rejoicing.

Suggestions for the Teacher

Lead-In

Show the picture to the children. Discuss with them what they see. Ask what she/he may feel....

Let some of the children play the story in a role-play. Instruct them before.

Provide disguise, a bench can serve as a carriage, a bowl of water....

Lesson Instructions

Begin telling the story...

Discuss with the children...

- Why does Philip meet the treasurer from Ethiopia?
(He followed the instruction of an angel: Go to south.)
- What does the treasurer do?
(The man was reading in the book of Isaiah, but he does not understand anything.)
- What does Philip do? (He explains it to him and preaches the gospel to him.)
- What is the result of this? (The treasurer believes in Jesus and asks Philip to baptize him.)

Have the children repeat...

- God sent Philip to the Ethiopian to tell him about Jesus.
- God wants us to share the gospel with others.

Real-Life Application (explain the following)


- Philip helped the treasurer to understand God's word.
- Who helps us today to understand God's word? (The ministers / teachers instruct us.)
- We should listen to our inner voice and allow the Holy Spirit to lead and guide us.
- We can all share the good news of the fulfilment of God's plan.
- How can we do this?
(Invite someone to Sunday school, divine service, talk to someone at the playground...)

Repeat the Message

God wants us to share the gospel with all people.

THE CONVERSION OF SAUL


Acts 9:1-20



Contents

Message	God can help us to change our mind and to do the right thing.
Learning Objectives	The children will learn: <ul style="list-style-type: none">■ Jesus appeared to Saul to change his heart and prepare him to be a great Apostle.■ Saul changed from a persecutor to a great missionary.■ With the Holy Spirit, God will guide us to do the right thing throughout our lives and further His work.
Bible Text	Acts 9:1–20

The Conversion of Saul



Saul threatened and attacked Jesus' disciples. One day, he went to the high priest and asked him for the authority to arrest the followers of the new religion in the synagogues in Damascus and bring them as prisoners back to Jerusalem.

Saul started out on his journey. As he approached Damascus he was suddenly surrounded by a light from heaven. He fell to the ground and heard a voice saying, "Saul, Saul, why are you persecuting Me?"

Saul asked, "Who are You?"

Jesus replied, "I am Jesus whom you are persecuting. Stand up and go into the city. Someone there will tell you what you have to do." The men who were with Saul were speechless.

They could hear a voice, but could not see anyone. Saul got up. When he opened his eyes, he could not see anything. He was blind. The men took him by the hand and guided him to Damascus. For three days, Saul could not see anything at all. He did not eat or drink.

In Damascus, there was a disciple named Ananias. Jesus appeared to him and said, "Ananias!" Ananias, replied, "Here I am, Lord."

Jesus said, "Arise and go to the street called Straight and ask at the house of Judas for a man called Saul of Tarsus. There you will find him praying. In a vision, he saw that you will come to him and lay your hands on him so that he may see again."

Ananias replied, "Lord, I have heard a lot about this man. He has done many bad things to your followers in Jerusalem. He has also been given authority by the high priest to take as prisoner anyone in Damascus who calls on Your name." Jesus said to him, "Go and do as I say. I have chosen Saul to work with Me. He will tell the heathens and kings, as well as the people of Israel about Me. I will show him all he must go through for My name's sake."

Ananias went to the house, laid his hands on Saul and said, "Brother Saul. Jesus, who appeared to you on the road to Damascus, has sent me so that you can see again and can receive the Holy Spirit." Something like scales fell from Saul's eyes and from that moment on Saul could see again.

He stood up and was baptised. He started to eat again. A few days later, he began to tell everyone about Jesus.

Suggestions for the Teacher

Lead-In

Show the picture to the children. Discuss with them what they see. Ask what she/he may feel....

Explain the transformation of a caterpillar to a butterfly.

Ask the children, what is different about a caterpillar and a butterfly. (A caterpillar crawls on ground, is dirty, a butterfly flies, and is colourful, ...)



Lesson Instructions

Begin telling the story...

Discuss with the children...

- Who is speaking to Saul? (Jesus. He says: "Saul, Saul, why are you persecuting Me?")
- What happens to Saul afterwards? (He is blind. His fellowmen take him to Damascus.)
- Why do Ananias' feelings toward Saul change? (Jesus appears to him and explains everything.)

Have the children repeat...

- Jesus appeared to Saul to change his heart and to be a great Apostle.
- Saul changed from a persecutor to a great missionary.
- With the Holy Spirit, God guides us to do the right things throughout our lives.

Real-Life Application (explain the following)

- Jesus told Saul to stop what he was doing.
- Similarly, God moves our heart so that we make a change in our doing. (Collect examples.)

Repeat the Message
God can help us to change our mind
and to do the right thing.

PETER VISITS CORNELIUS

Acts 10



Contents

Message	God wants anyone who believes in Him to be a part of His plan of salvation.
Learning Objectives	The children will learn: <ul style="list-style-type: none">■ God told Peter to tell a non-Jewish soldier about Jesus.■ Only those who sincerely believe in God can receive the Holy Spirit.■ God's plan of salvation includes all people and nations.
Bible Text	Acts 10

Peter Visits Cornelius



In Caesarea, there lived a Gentile named, Cornelius. Although he was a Roman army officer, he was a religious and devout man. He worshipped God, prayed regularly, and gave freely to people in need.

One night, Cornelius had a vision. An angel of God came to him and said, "Cornelius!"

Afraid, Cornelius replied, "What do you want, Lord?"

The angel answered, "Your prayers and alms have come before God. Send men to Joppa to find Peter. He will tell you what you must do."

When the angel left, Cornelius called two of his servants and a soldier who also believed in Christ. He told them everything that had happened then sent them to Joppa to find Peter. The next day while Peter prepared a meal, he had a vision. He saw heaven open up. Then an object like a large sheet bound by its four corners was let down to earth. In it were all kinds of animals, wild beasts, creeping things, and birds of the air.

At that moment, a voice came to Peter and said, "Rise, Peter, kill and eat." Peter replied, "No, I have never eaten anything common or unclean."

The voice spoke to Peter a second time and said, "What God has cleansed you must not call common." This was spoken three times to Peter before the object was taken up to heaven again.

While Peter wondered what this vision meant, the three men from Caesarea stood at his gate. The Spirit then said to Peter, "Behold, three men are seeking you. Arise therefore, go down and go with them, doubting nothing, for I have sent them."

Peter found the men and asked them why they had come. The men told him that they had been sent by Cornelius the Centurion, and they told him, "Cornelius the centurion is a just man, who fears God and has a good reputation among all nations of the Jews. He was divinely told by an angel to bring you to his house, and do what you tell him to do." Peter invited the men into his home.

The next day, Peter went with the three men to Caesarea. Some believers from Joppa went with them. Back in Caesarea, Cornelius called together his relatives and friends. When Cornelius met Peter, he fell to his knees and worshipped him.

Peter lifted him up and said, "Stand up. I myself am only a man." He found many who had gathered at Cornelius' house to wait for him, and Peter understood the vision he had.

God wanted him to accept all people who respected Him and did what is right, not just the Jews. Peter asked Cornelius why he had sent for him.

Cornelius told Peter about his vision. He emphasised that all the people gathered were ready to listen to what God had to say through him. Peter spoke to the people about Jesus. He told them that after Jesus was baptised by John, God anointed Him with the Holy Spirit, which He used to heal the sick and proclaim the word of God through all Judea.

He also told them about Jesus' death and resurrection. While Peter spoke these words, the Gentiles who listened to his message received the Holy Spirit. They spoke in different languages and praised God. Peter knew that the people had received the Holy Spirit and baptised them in the name of the Lord.

Suggestions for the Teacher

Lead-In

Show the picture to the children. Discuss with them what they see. Ask what she/he may feel....
Let some of the children play the story in a role-play. Instruct them before.
Provide disguise, a large sheet, a cord, little animals like ants, bugs, frogs ...

Lesson Instructions

Begin telling the story...

Discuss with the children...

- What does the angel tell Cornelius? ("Find Peter, he will tell you what you must do".)
- Why is Peter surprised when the voice tells him, "Rise, kill and eat"?
(The animals are unclean.)
- What does Peter's vision mean? (He should share Jesus' teachings with non-Jews.)

Have the children repeat...

- God told Peter to tell a non-Jewish soldier about Jesus.
- Those who sincerely believe in God can receive the Holy Spirit.
- God's plan of salvation includes all people and nations.

Real-Life Application (explain the following)


- Peter was asked not to exclude the non-Jews.
- We should not exclude anyone when we share the message about God's plan of salvation.

Repeat the Message

God wants anyone who believes in Him to be a part of His plan of salvation.

PETER IS FREED FROM PRISON


Acts 12:1-17



Contents

Message	When we continuously pray for something, we may experience divine intervention.
Learning Objectives	The children will learn: <ul style="list-style-type: none">■ Many prayers were sent to God on behalf of Peter.■ Today many prayers can also bring about God's help.
Bible Text	Acts 12:1–17

Peter Freed from Prison



King Herod Agrippa persecuted the Christians. He had Peter thrown into prison and posted sixteen guards at his prison door.

The congregations prayed for the Apostle Peter while he was in prison.

One night while Peter was sleeping between two guards, his prison cell filled with light and an angel appeared. The angel struck Peter and told him, "Stand up!" The chains fell off Peter's hands.

Next, the angel told him, "Put on your belt, shoes and cloak! Follow me!" Peter did as he was told.

Peter followed the angel. They went past the first guard post and then past the second guard post. When they came to the iron gate that led to the city, it opened on its own.

The angel was with Peter for a little while longer then he disappeared. Only then did Peter fully realise what had happened.

Peter went to the house of Mary, the mother of Mark, where many were gathered together to pray. When he knocked on the door, a girl named Rhoda came to the door and asked who was there. She recognised Peter's voice.

She was so overjoyed that she forgot to open the door but instead ran to tell the others who were inside. No one believed her.

Peter continued knocking; when they opened the door and saw him they were shocked.

Peter told them how God had brought him out of prison.

He asked them to go and spread the news of this miracle then he left them.

Suggestions for the Teacher

Lead-In

Show the picture to the children. Discuss with them what they see. Ask what she/he may feel....

Let some of the children play the story in a role-play. Instruct them before.

Provide disguise / fancy dress, a chain, spears, a bottle of water....

Use the church door as the door of the jail.

Lesson Instructions

Begin telling the story...

Discuss with the children...

- Why does Peter sleep between two guards in the prison?
(The king persecutes the Christian. He wants to kill Peter.)
- Why does this angel come to free Peter? (The whole congregation prays for Peter.)
- When does Peter recognise that an angel came to him? (When the angel disappears)
- How does everybody feel when the congregation sees Apostle Peter?
(They were overjoyed with the miraculous escape of Apostle Peter.)
- What does Peter ask the congregation to do? (To go and spread the news of this miracle)

Have the children repeat...

- Many prayers were sent to God on behalf of Peter.
- Today many prayers can also bring about God's help.

Real-Life Application (explain the following)


- The congregation experienced that God heard their prayers and helped.
- When we continuously pray for something, we can experience God's help.
- Let us pray for our Apostles and ministers. Praying for others is called 'intercession'.

Repeat the Message

When we continuously pray for something, we may
experience divine intervention

PAUL TESTIFIES TO THE GENTILES


Acts 13:42-52



Contents

Message	God wants us to preach the gospel to everyone.
Learning Objectives	The children will learn: <ul style="list-style-type: none">■ The Lord called Paul and Barnabas to preach the gospel in far-off lands.■ God wants us to live the gospel and make it known to other people regardless of their background or where they live.
Bible Text	Acts 13:42–52

Paul Testifies to the Gentiles



As the Jews left the synagogue there were many Gentiles outside the building.

The Gentiles pleaded that they may also hear the same words preached to them the next Sabbath. Many of the Jews followed Paul and Barnabas. They told the Jews to continue living their lives in the grace of God.

On the next Sabbath day, the whole city came together to listen to Paul and Barnabas preach God's word.

When the Jews saw how many had gathered to hear Paul speak, they were jealous. They talked badly about what Paul said.

When Paul and Barnabas heard this, they said, "We first tried to speak to you about God's word. You did not accept what we said. Since you rejected it, we went and preached to the Gentiles. The Lord commanded us to do this."

When the Gentiles heard this they were happy and continued to glorify God's word.

As many as believed were selected to receive eternal life. Afterwards, the word of God spread throughout the region.

The Jews tried to turn the leaders of the city against Paul and Barnabas. They wanted Paul and Barnabas to be expelled from the city.

This did not discourage the disciples. They were filled with joy and with the Holy Spirit.

Paul Testifies to the Gentiles

Suggestions for the Teacher

Lead-In

Show the picture to the children. Discuss with them what they see. Ask what she/he may feel....

Lesson Instructions

Begin telling the story...

Discuss with the children...

- What is a synagogue? (A place where the Jewish gather on the Sabbath day to worship God)
- Why are the Jews jealous and talk badly about what Paul says?
(The Israelites perceive the Gentiles as unclean. They do not associate with them.)
- Why does Paul preach to the Gentiles? (God called him to preach the gospel to everyone.)

Have the children repeat...

- The Lord called Paul to preach the gospel in far-off lands.
- God wants us to live the gospel and make it known to other people.

Real-Life Application (explain the following)

- What elements of the gospel do you know?
(God has sent His Son to save us; Jesus wants us to love our neighbour; He died for our sins.)
- We talk about the gospel with others no matter what their background is or where they are from.

Repeat the Message

God wants us to preach the gospel to everyone.

PAUL AND SILAS

Acts 16:9-40



Contents

Message	Jesus Christ grants freedom to everyone who believes in Him.
Learning Objectives	The children will learn: <ul style="list-style-type: none">■ Even under bad circumstances, Paul and Silas praised God.■ God the Almighty can save us from tribulations.■ God wants us to share the joy and hope of the gospel message with other people so that they are saved from their sins.
Bible Text	Acts 16:9–40

Paul and Silas in Prison



One night Paul had a vision. In his vision, a man from Macedonia came and asked him to help the people there. The next day, Paul prepared himself and left for Macedonia. He took his friend Silas with him.

In Macedonia, which at that time was under Roman rule, a group of men accused Paul and Silas of wronging them. They took Paul and Silas into the marketplace to the magistrates and said, “These men, are Jews who create trouble within our city. They teach customs that are against the law for Romans to receive or observe.”

All the people who were watching turned against Paul and Silas.

The magistrates ordered that Paul and Silas be beaten and then thrown into prison. The jailer was told to guard the two men very carefully. He put them in the innermost part of the jail and bound their feet so they could not escape.

That night in prison, Paul and Silas prayed and sang hymns to God. Suddenly, there was a great earthquake. All the doors of the prison opened and the chains on the prisoners fell off.

When the jailer woke up and saw that the doors of the prison had been opened, he assumed the prisoners were gone, and he was afraid. He drew his sword to kill himself. But Paul called to the guard, saying, “Do not harm yourself. We are all here.”

The jailer called for a light, ran into the prison, and humbled himself in front of them. He asked Paul and Silas what he must do to be saved.

Paul responded, “Believe in the Lord Jesus Christ, and you will be saved, you and your household.”

The jailer brought Paul and Silas to his home where they spoke the word of God to the jailer and to his family.

After the jailer washed Paul and Silas' wounds and fed them, he and all his family and servants were baptised. He was filled with joy.

Suggestions for the Teacher

Lead-In

Show the picture to the children. Discuss with them what they see. Ask what she/he may feel....

Let some of the children play the story in a role-play. Instruct them before.

Provide disguise / fancy dress, a chain, spears, a bottle of water, a torch...

Use the church door as the door of the jail.

Lesson Instructions

Begin telling the story...

Discuss with the children...

- What are Paul and Silas doing in jail? (They pray and sing hymns to God.)
- If a prisoner escapes, what is the punishment for the guard? (He is put to death.)
- How were the doors of the jail opened? (By an earthquake)
- How did the jailer react?
(He thinks everyone in the jail has escaped and wants to take his own life.)
- What does he do when he sees Paul and Silas?
(He realises that he too needs salvation. He asks Paul to baptise him and his family.)

Have the children repeat...

- Even under bad circumstances, Paul and Silas praised God.
- God the Almighty can save us from tribulations.
- God wants us to share the gospel with other people so that they are saved.

Real-Life Application (explain the following)

- Paul told the guard that in order to be saved he had to believe in Jesus.
- Jesus wants to grant freedom to all who believe in Him.
- We too share the joy and hope of the gospel with others around.

<p style="text-align: center;">Repeat the Message Jesus Christ grants freedom to everyone who believes in Him.</p>

① Pre-Lesson How to use the booklet “Come Lord Jesus”

What do we find at the begin of the booklet before the lessons?

(Ask, Collect answers, Explain correct answer, Repeat and fill in Worksheet= ACER)

- The **foreword** of Chief Apostle Schneider (please open first page) **What do we find next?**
- A **short introduction** how to use the book (see pages I-II) **What do we find next?**
- The **table of contents** (please open page III) **What next...?**



What are the main subjects of the booklet and at what pages do we find them?

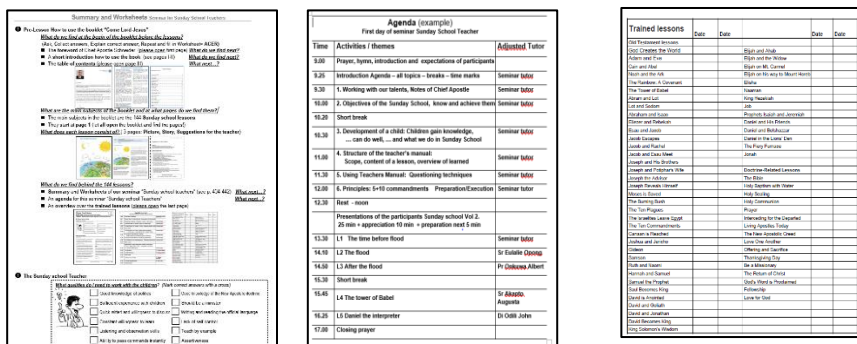
- The main subjects in the booklet are the 144 Sunday school lessons.
- They start at **page 1** (let all open the booklet and find the pages!)

What does each lesson consist of? (3 pages: Picture, Story, Suggestions for the teacher)



What do we find behind the 144 lessons?

- **Summary and Worksheets** of our seminar “Sunday school teachers” (see p. 434-441) **What next...?**
- An **agenda** for this seminar “Sunday school Teachers” (see p. 442-443) **What next...?**
- An **overview** over the **trained lessons** (please open the last page) (see p. 444-445)



① The Sunday school Teacher

What qualities do I need to work with the children? (Mark correct answers with a cross!)



- | | |
|--|---|
| <input type="checkbox"/> Good knowledge of politics | <input type="checkbox"/> Good knowledge of the New Apostolic doctrine |
| <input type="checkbox"/> Sufficient experience with children | <input type="checkbox"/> Should be a minister |
| <input type="checkbox"/> Quick-witted and willingness to discuss | <input type="checkbox"/> Writing and reading the official language |
| <input type="checkbox"/> Constant willingness to learn | <input type="checkbox"/> Lack of self-control |
| <input type="checkbox"/> Listening and observation skills | <input type="checkbox"/> Teach by example |
| <input type="checkbox"/> Ability to pass commands instantly | <input type="checkbox"/> Assertiveness |

② Objectives of the Sunday school What are the objectives, the children should learn in the Sunday school?



Know it

1. Know God and His works
2. Know the New Apostolic Church
3. Grow in their faith of God
4. Kindle joy in the fellowship of the congregation



Achieve it

HOW can the children get to know God and his works?

- In **Stories from the Bible** we show God's work. **Personal religious experiences** are discussed.
- By means of the **examples** set by their parents, the ministers and the Sunday School teachers.

HOW can the children learn the life in the New Apostolic Church?

- We show them the life in the **new apostolic congregation**.
- We explain the **sacraments** and the **importance** of divine services
- The children get to know the ministers and **ministries**.

HOW faith in the love God and His promises will be strengthened?

- In the **animated stories**. The **experiences** of believing people are **transferred in our lives**.
- Virtues of the Holy Spirit will be unfolded: **faith, hope, love and loyalty**
- The **stories** promote the **development of faith**

HOW can we awaken the joy of the fellowship of the congregation?

- By perceiving of being **understood, safe and beloved**.
- Thus, a **foundation** is laid for **joyful participation** in the **divine services**.
- Singing **suitable hymns** strengthens joy and fellowship.

What do children gain knowledge?

The children learn in Sunday School:

- ☺ Understanding of the.....
- ☺ Get knowledge of Gods plan of
- ☺ Learn the history
- ☺ Importance of the of Jesus Christ through his Apostles
- ☺ Meaning of theof God and the effect of the



At what age does a child attend the Sunday School? From 6 – 12 years

3 The 5 + 10 commandments of a good teacher

Questioning techniques: **Why do we ask questions?**

- to let the pupils be **part of the teaching**
- to keep children **active (every 2nd sentence is a question!!)**
- to **check** whether they have **understood**



What is important when you ask questions?

- **Develop** your questions **before** the lesson and **write them down!!!**
- **Listen** to the answers first and do not comment them too early

Ask correctly: If you want others to speak you must ask good

Repeat together: **Every second sentence of a good teacher is a question!**

Develop your questions the lesson and write them down

Closed question: What is a closed question?

- Only **one answer** is possible to these questions.
- It is used to **control the attention** of the confirmands

Who can give an example of a closed question?

- *What is the name of the king who built the temple?* - Solomon
- *Was Solomon rich?* – Yes

Open question: What is an open question?

- **Different** confirmands can speak about the same question.
- **Multiple** answers are possible.

Who can give an example of an open question?

- *How can you sanctify yourself for a holiday?*
- *What aims does God want to achieve with our sanctification?*

Pose the questions always tochildren

Wait for the answers

.....answers may be correct.






Only 1 child can give an answer =

Use seldomquestion











Different children may give various answers=

Use frequentquestion

What are the 5 commandments for preparation? (ACER)

	1 Pray:	For what do I pray?	Leadership by Holy Spirit, patience
	2 Read:	What do I read?	Story, Bible, CNAC, Suggestions
	3 Connect with children:	What does this mean?	Know their problems, needs, abilities
	4 Identify objective:	What means this?	What the pupils are capable of at the end
	5 Make structure:	Why?	To remain in time, know what is next

What are the 10 commandments for execution? (ACER)

Symbol / Commandment	Questions to explain it
1  narrate simple stories lively	How do we narrate the story? Lively, in a simple manner Why is this necessary? It keeps them attentive , They can remember it, That they understand it
2  tell history in presence	Why tell in presence? Children live in the presence . It makes it more lively. It enhances their fantasy/imagination . It makes them more attentive
3  understand examples, images	Why do we use images? All of us remember pictures better than theory Illustrations can be used to talk about , to explain. To touch a subject creates nearness How can we use it? Show the picture in booklet Draw picture on blackboard , or let them paint a picture
4  meet children at eye level	What does this mean? Use words, which the pupils understand (childlike language) Use local language
5  motivate	How can we motivate? Praising good answers. Applauses (different types!!) Repeat correct answers, give sweets ,
6  make role plays	Why do we use role plays? Role plays are better remembered . To enhance imagination , to live in the story What is important? Prepare well! Make good instruction before. Choose right actors. Use costumes, requisites!!!
7  ask questions "every second sentence a question"	Why questions? Keep pupils active , let them be part of teaching, To check , whether they have understood How to prepare questions? Look for the key questions which lead in the topic Write down these questions before the lesson. Use the "suggestions for the teacher"
8  awaken interest activate	How can I activate the children? By songs, gymnastic exercises, applauses...
9  repeat	Why do we repeat? How do we do this? To enforce the essentials, to be better remembered The teacher repeats, he let the pupils repeat alone / all Especially the Message / I also want , is repeated
10  summarize, elaborate message	How do we summarize? We evaluate the essentials, We use the suggestions for a teacher Why we elaborate a message? To illustrate the relevance of the subject today To change our behaviour because of the learned lesson


4 Elements

What are the elements of a lesson?

- ▶ a picture (open page 1)
- ▶ the story including the Bible reference where you can find it, the message, learning objectives.
- ▶ the suggestions for the teachers: **Lead in (discuss picture, make role play,...)**
Lesson instructions (telling the story, discuss with children, have the children repeat, real Live application, message)

What is the message and the learning objectives in lesson 1? Please read it at page 2 together!

All lessons have a ...



How do we use a picture?

- shown it to the pupils in the Sunday School Booklet
 - paint it the board, flip chart
 - ask children to prepare it for the next lesson
- The teacher considers whether other objects can illustrate the subject, e.g. salt of the earth.
- Which examples do you know for questions to pictures?**
- "Describe in detail everything you see in the picture"
 - "What are the people looking like?"
 - "What do you think they feel?"
 - "Imagine that you are one of these persons.
What could a day in the life of this person be like? What is important to him/her?"

Why do we use role plays?

- To enhance imagination, to illustrate details, to live in the story
- Role plays are **better remembered**

What is important?

- Prepare well! Make good instruction before.
- Choose right actors. Use costumes, requisites!!!

All lessons have a ...



How do we start to tell a story?

- Short introductory information: **Give an example please:**
Today I am going to tell you a story from the bible. It happened a long, long time ago. The story is about Abram. Abram is a great man of God. Abram, Sarai and Lot are wandering . . ."
- Description of the time, the scenery and the situation: **Give an example please:**
"Close your eyes for a while. We are now going on a long, long journey. It takes us far away, back into the past. For example, there were no cars, no telephone and no TV...."
- Looking at pictures: (see above)
They describe the scenery and the persons, introduces the persons. Their names, ..
- Then the narrative begins . . .
The text in the teacher's manual is **not** just to be read out word for word. It serves as a **model** and needs to be **adapted** into your own **language (dialect)**.
 - ▶ The content of the stories has been simplified, so that the children can understand.
 - ▶ **Everyday stories** can also help to improve the understanding of biblical events.
 - ▶ Keep the biblical content as original as possible,

.....for the teacher:

What are the 3 steps of the Lesson instructions and what do we do there?

1. step: **Discuss with the children** the mentioned question during telling the story.
Ask the questions! You find possible answers in brackets behind.
This is necessary to have a **dialog** with them.
2. step: **Have the children repeat:** In between like a **summary** let the children **repeat** these **learning objectives** Do it together or one by one.
3. step: **Real-Live application** The teacher **relates the story to the present** and together in a **dialog** explains that this story is still **relevant to our lives today**.
Very important! This answers the question: **What does this mean for us today?**
Ask the questions and **interact** with the children! Every second sentence a question!

- ▶ **Singing** in our church forms an important part of our culture.
The teacher may use **local hymns** to activate and enjoy the children.

All lessons have a ...


Why do we close with the message?

- To **summarize** and illustrate the **relevance** of the subject **today**
- To **change** our behaviour because of the learned lesson

How do we deal with it?

The **teacher** reads it, he lets the **pupils repeat all / each single**

Usage of the Teacher's manual:



Usage of pictures

You have to the viewing of pictures

A picture should be intensively

I can be used as a basis to the story .

Telling the story:



Beginning of the narrative:

Tell the story in

The story can start alternately:

- ▶ with an information
- ▶ with a
- ▶ by the picture
- ▶ with a



Continue telling the story:

Tell the story by heart in your language.

Enrich story with interesting

The story must be told in a manner

Overview of the learned lessons and report book

Where do we find the overview over the performed lessons? At the very end of the book. Open it!

Why do we fill in these tables?

- To inform the teacher colleagues about the learned lessons and to remember it by yourself
- The teacher writes the date of the taught lesson behind the title (For example: 2-11-2020) **Do it!!**

What do we also fill in? The report book.

Who does it? The Sunday school teacher

Why do we this? To inform the administration about the execution of Sunday School

Make the entry in the report book in the grey line with the following data and check it:

Sunday School 2.11.2022 9.00-9.45, God creates the world, 40 Children, Sister Oppong, Offering 123 Cedi

Report										
Divine Services, Sunday School, Confirmation Class and Offering Receipt							Month:	November	2022	
Congregation: <u>Lagos</u>					District: <u>Lagos</u>					
Sheet: _____										
Day	Begin	End	Bible Word / Lesson Sunday School / Confirmation Class	Officiant Assisting ministers	Participants			Acts / Remarks e.g. Sunday school, Confirmand class	Offering amount	1. Signature (Minister)
					Members		Guests			
					Children	Adults	Children			
<u>2.11.</u>	<u>09:15</u>									
<u>2.11.</u>	<u>10:00</u>	<u>11:05</u>	<u>Psalm 1:1</u>	<u>Sh Sumo</u> <u>Pr Odili, Pr Oppong</u>	<u>20</u>	<u>40</u>		<u>60</u>	<u>200 \$</u>	<u>Sumo</u>

5 Sequence - Repetition

Preparation

When do we prepare?



What do we read?

How do we check ourselves?

How do we start the lesson?

We read the lessons already a **few days** before Sunday.

We **pray**.

We read the **history and the text** of the Bible

We ask ourselves: What is the **objective**, what is the **moral**?

We write down our **key questions and answers**.

We read the "**Suggestions for the teacher**" and think about this.

Consider whether we begin by **narrating the story** or with a **common viewing** of the picture or a **role play**.

Execution

How do we start Sunday school?

How do we start the lesson?

How do we ask the children?

Which examples do we use?



How do we connect the story from the past with the presence?

What is the message?

How do we end Sunday school?

With a **prayer** and by singing a **common hymn**.

We give **short introduction information** or make a **role play**.

Use **few closed** questions. Use **many open** questions.

From the "**Suggestions for the teacher**" we use the examples.

Do it by asking and answering.

We use the third step for this from the "**Suggestions for the teacher**".

The **essential** of the lesson. We repeat all together

Together we sing a **hymn** and say a **prayer** not later than **45 minutes**

After the lesson

Which information do we give to whom?



We note the lesson in the **Teacher's manual** and the **report book**.


We speak with the **rector** about the Sunday school

If there are other Sunday school teachers in the

congregation, we discuss the next lessons with them.

Checklist for preparing a Sunday school lesson:

Preparation:



- When do we prepare ourselves? before Sunday.
- What do we read?
- What can illustrate the story?
- What do we have to know? The

Execution:



- Starts with and
- The lesson starts with an..... information
- At what time we look to the.....?
- What do we pose to it?
- Consider especially:for the.....
- Repeat with eth children:
- Common.....and.....

End:



- The teacher.....the lesson in the Manual, and the **Report book**
- Speak with theand eventually with the other teachers

⑥ Exercises / Training Samples / Appreciation

⑦ Action Plan (at the end of the seminar)

What did I learn?

.....

.....

.....

.....

.....

.....

.....

What will I do different in future, make better, when I return in my congregation/district?

.....

.....

.....

.....

.....

.....

Second set of worksheets follows

① Pre-Lesson How to use the booklet "Come Lord Jesus"

What do we find at the begin of the booklet before the lessons?

(Ask, Collect answers, Explain correct answer, Repeat and fill in Worksheet= ACER)

- The **foreword** of Chief Apostle Schneider (please open first page) **What do we find next?**
- A **short introduction** how to use the book (see pages I-II) **What do we find next?**
- The **table of contents** (please open page III) **What next...?**



What are the main subjects of the booklet and at what pages do we find them?

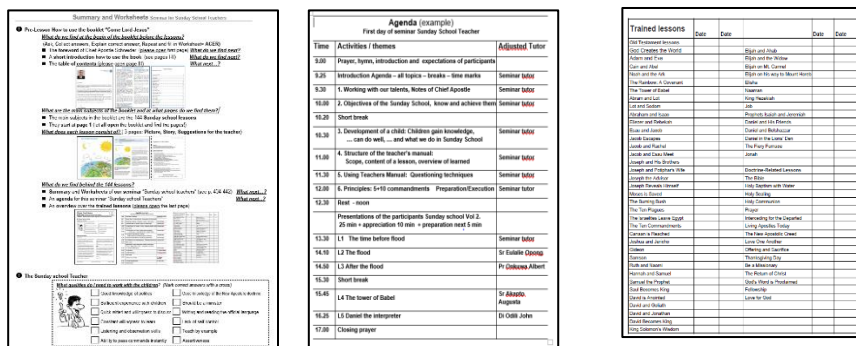
- The main subjects in the booklet are the 144 Sunday school lessons.
- They start at **page 1** (let all open the booklet and find the pages!)

What does each lesson consist of? (3 pages: Picture, Story, Suggestions for the teacher)



What do we find behind the 144 lessons?

- **Summary and Worksheets** of our seminar "Sunday school teachers" (see p. 434-441) **What next...?**
- An **agenda** for this seminar "Sunday school Teachers" (see p. 442-443) **What next...?**
- An **overview** over the **trained lessons** (please open the last page) (see p. 444-445)



① The Sunday school Teacher

What qualities do I need to work with the children? (Mark correct answers with a cross!)



- | | |
|--|---|
| <input type="checkbox"/> Good knowledge of politics | <input type="checkbox"/> Good knowledge of the New Apostolic doctrine |
| <input type="checkbox"/> Sufficient experience with children | <input type="checkbox"/> Should be a minister |
| <input type="checkbox"/> Quick-witted and willingness to discuss | <input type="checkbox"/> Writing and reading the official language |
| <input type="checkbox"/> Constant willingness to learn | <input type="checkbox"/> Lack of self-control |
| <input type="checkbox"/> Listening and observation skills | <input type="checkbox"/> Teach by example |
| <input type="checkbox"/> Ability to pass commands instantly | <input type="checkbox"/> Assertiveness |

② Objectives of the Sunday school What are the objectives, the children should learn in the Sunday school?



Know it

5. Know God and His works
6. Know the New Apostolic Church
7. Grow in their faith of God
8. Kindle joy in the fellowship of the congregation



Achieve it

HOW can the children get to know God and his works?

- In **Stories from the Bible** we show God's work. **Personal religious experiences** are discussed.
- By means of the **examples** set by their parents, the ministers and the Sunday School teachers.

HOW can the children learn the life in the New Apostolic Church?

- We show them the life in the **new apostolic congregation**.
- We explain the **sacraments** and the **importance** of divine services
- The children get to know the ministers and **ministries**.

HOW faith in the love God and His promises will be strengthened?

- In the **animated stories**. The **experiences** of believing people are **transferred in our lives**.
- Virtues of the Holy Spirit will be unfolded: **faith, hope, love and loyalty**
- The **stories** promote the **development of faith**

HOW can we awaken the joy of the fellowship of the congregation?

- By perceiving of being **understood, safe and beloved**.
- Thus, a **foundation** is laid for **joyful participation** in the **divine services**.
- Singing **suitable hymns** strengthens joy and fellowship.

What do children gain knowledge?

The children learn in Sunday School:

- ☺ Understanding of the.....
- ☺ Get knowledge of Gods plan of
- ☺ Learn the history
- ☺ Importance of the of Jesus Christ through his Apostles
- ☺ Meaning of theof God and the effect of the



At what age does a child attend the Sunday School? From 6 – 12 years

3 The 5 + 10 commandments of a good teacher

Questioning techniques: **Why do we ask questions?**



- to let the pupils be **part of the teaching**
- to keep children **active (every 2nd sentence is a question!!)**
- to **check** whether they have **understood**

What is important when you ask questions?

- **Develop** your questions **before** the lesson and **write them down!!!**
- **Listen** to the answers first and do not comment them too early

Ask correctly: If you want others to speak you must ask good

Repeat together: **Every second sentence of a good teacher is a question!**

Develop your questions the lesson and write them down

Closed question: What is a closed question?

- Only **one answer** is possible to these questions.
- It is used to **control the attention** of the children

Who can give an example of a closed question?

- *What is the name of the king who built the temple?* - Solomon
- *Was Solomon rich?* – Yes

Open question: What is an open question?

- **Different** children can speak about the same question.
- **Multiple** answers are possible.

Who can give an example of an open question?

- *How can you sanctify yourself for a holiday?*
- *What aims does God want to achieve with our sanctification?*

Pose the questions always tochildren

Wait for the answers

.....answers may be correct.






Only 1 child can give an answer =

Use seldomquestion











Different children may give various answers=

Use frequentquestion

What are the 5 commandments for preparation? (ACER)

    	<p>1 Pray: For what do I pray? Leadership by Holy Spirit, patience</p> <p>2 Read: What do I read? Story, Bible, CNAC, Suggestions</p> <p>3 Connect with children: What does this mean? Know their problems, needs, abilities</p> <p>4 Identify objective: What means this? What the pupils are capable of at the end</p> <p>5 Make structure: Why? To remain in time, know what is next</p>
---	--

What are the 10 commandments for execution? (ACER)

Symbol / Commandment	Questions to explain it
<p>1  narrate simple stories lively</p>	<p>How do we narrate the story? Lively, in a simple manner</p> <p>Why is this necessary? It keeps them attentive, They can remember it, That they understand it</p>
<p>2  tell history in presence</p>	<p>Why tell in presence? Children live in the presence. It makes it more lively. It enhances their fantasy/imagination. It makes them more attentive</p>
<p>3  understand examples, images</p>	<p>Why do we use images? All of us remember pictures better than theory. Illustrations can be used to talk about, to explain. To touch a subject creates nearness</p> <p>How can we use it? Show the picture in booklet Draw picture on blackboard, or let them paint a picture</p>
<p>4  meet children at eye level</p>	<p>What does this mean? Use words, which the pupils understand (childlike language) Use local language</p>
<p>5  motivate</p>	<p>How can we motivate? Praising good answers. Applauses (different types!!) Repeat correct answers, give sweets,</p>
<p>6  make role plays</p>	<p>Why do we use role plays? Role plays are better remembered. To enhance imagination, to live in the story</p> <p>What is important? Prepare well! Make good instruction before. Choose right actors. Use costumes, requisites!!!</p>
<p>7  ask questions "every second sentence a question"</p>	<p>Why questions? Keep pupils active, let them be part of teaching, To check, whether they have understood</p> <p>How to prepare questions? Look for the key questions which lead in the topic Write down these questions before the lesson. Use the "suggestions for the teacher"</p>
<p>8  awaken interest activate</p>	<p>How can I activate the children? By songs, gymnastic exercises, applauses...</p>
<p>9  repeat</p>	<p>Why do we repeat? How do we do this? To enforce the essentials, to be better remembered The teacher repeats, he let the pupils repeat alone / all Especially the Message / I also want, is repeated</p>
<p>10  summarize, elaborate message</p>	<p>How do we summarize? We evaluate the essentials, We use the suggestions for a teacher</p> <p>Why we elaborate a message? To illustrate the relevance of the subject today To change our behaviour because of the learned lesson</p>


4 Elements

What are the elements of a lesson?

- ▶ a picture (open page 1)
- ▶ the story including the Bible reference where you can find it, the message, learning objectives.
- ▶ the suggestions for the teachers: **Lead in (discuss picture, make role play,...)**
Lesson instructions (telling the story, discuss with children, have the children repeat, real Live application, message)

What is the message and the learning objectives in lesson 1? Please read it at page 2 together!

All lessons have a ...



How do we use a picture?

- shown it to the pupils in the Sunday School Booklet
- paint it the board, flip chart
- ask children to prepare it for the next lesson

The teacher considers whether other objects can illustrate the subject, e.g. salt of the earth.

Which examples do you know for questions to pictures?

- "Describe in detail everything you see in the picture"
- "What are the people looking like?"
- "What do you think they feel?"
- "Imagine that you are one of these persons.
What could a day in the life of this person be like? What is important to him/her?"

Why do we use role plays?

- To enhance imagination, to illustrate details, to live in the story
- Role plays are **better remembered**

What is important?

- Prepare well! Make good instruction before.
- Choose right actors. Use **costumes, requisites!!!**

All lessons have a ...



How do we start to tell a story?

- Short introductory information: **Give an example please:**

Today I am going to tell you a story from the bible. It happened a long, long time ago. The story is about Abram. Abram is a great man of God. Abram, Sarai and Lot are wandering . . ."

- Description of the time, the scenery and the situation: **Give an example please:**

"Close your eyes for a while. We are now going on a long, long journey. It takes us far away, back into the past. For example, there were no cars, no telephone and no TV...."

- Looking at pictures: (see above)

They describe the scenery and the persons, introduces the persons. Their names, ..

- Then the narrative begins . . .

The text in the teacher's manual is **not** just to be read out **word for word**. It serves as a **model** and needs to be **adapted** into your own **language (dialect)**.
 ▶ The content of the stories has been simplified, so that the children can understand.
 ▶ **Everyday stories** can also help to improve the understanding of biblical events.
 ▶ Keep the biblical content as original as possible,

.....for the teacher:

What are the 3 steps of the Lesson instructions and what do we do there?

- 1. step: Discuss with the children the mentioned question during telling the story.


Ask the questions! You find possible answers in brackets behind. This is necessary to have a **dialog** with them.

- 2. step: Have the children repeat: In between like a **summary** let the children **repeat** these **learning objectives** Do it together or one by one.

- 3. step: **Real-Live application** The teacher **relates the story to the present** and together in a **dialog** explains that this story is still **relevant to our lives today**. **Very important!** This answers the question: **What does this mean for us today?** Ask the questions and **interact** with the children! Every second sentence a question!

- ▶ **Singing** in our church forms an important part of our culture. The teacher may use **local hymns** to activate and enjoy the children.

All lessons have a ...




Why do we close with the message?

- To **summarize** and illustrate the **relevance** of the subject **today**
- To **change** our behaviour because of the learned lesson

How do we deal with it?

The **teacher** reads it, he lets the **pupils repeat all / each single**

Usage of the Teacher's manual:



Usage of pictures

You have to the viewing of pictures

A picture should be intensively

I can be used as a basis to the story .

Telling the story:



Beginning of the narrative:

Tell the story in

The story can start alternately:

- ▶ with an information
- ▶ with a
- ▶ by the picture
- ▶ with a



Continue telling the story:

Tell the story by heart in your language.

Enrich story with interesting

The story must be told in a manner

Overview of the learned lessons and report book

Where do we find the overview over the performed lessons? At the very end of the book. Open it!

Why do we fill in these tables?

- To inform the teacher colleagues about the learned lessons and to remember it by yourself
- The teacher writes the date of the taught lesson behind the title (For example: 2-11-2020) **Do it!!**

What do we also fill in? The report book.

Who does it? The Sunday school teacher

Why do we this? To inform the administration about the execution of Sunday School

Make the entry in the report book in the grey line with the following data and check it:

Sunday School 2.11.2022 9.00-9.45, God creates the world, 40 Children, Sister Oppong, Offering 123 Cedi

Report											
Divine Services, Sunday School, Confirmation Class and Offering Receipt						Month:		November		2022	
Congregation: <u>Lagos</u>						District: <u>Lagos</u>					
Sheet: _____											
Day	Begin	End	Bible Word / Lesson Sunday School / Confirmation Class	Officiant / Assisting ministers	Participants			Acts / Remarks e.g. Sunday school, Confirmand class	Offering amount	1. Signature (Minister)	
					Members		Guests				
					Children	Adults	Children / Adults				
<u>2.11.</u>	<u>09:15</u>										
<u>2.11.</u>	<u>10:00</u>	<u>11:05</u>	<u>Psalm 1:1</u>	<u>Sh Sumo</u> <u>Pr Odili, Pr Oppong</u>	<u>20</u>	<u>40</u>		<u>60</u>	<u>200 \$</u>	<u>Sumo</u>	

5 Sequence - Repetition

Preparation



When do we prepare?

What do we read?

How do we check ourselves?

How do we start the lesson?

We read the lessons already a **few days** before Sunday.

We **pray**.

We read the **history and the text** of the Bible

We ask ourselves: What is the **objective**, what is the **moral**?

We write down our **key questions and answers**.

We read the "**Suggestions for the teacher**" and think about this.

Consider whether we begin by **narrating the story** or with a **common viewing** of the picture or a **role play**.

Execution



How do we start Sunday school?

How do we start the lesson?

How do we ask the children?

Which examples do we use?

How do we connect the story

from the past with the presence?

What is the message?

How do we end Sunday school?

With a **prayer** and by singing a **common hymn**.

We give **short introduction information** or make a **role play**.

Use **few closed** questions. Use **many open** questions.

From the "**Suggestions for the teacher**" we use the examples.

Do it by asking and answering.

We use the third step for this from the "**Suggestions for the teacher**".

The **essential** of the lesson. We repeat all together

Together we sing a **hymn** and say a **prayer** not later than **45 minutes**

After the lesson



Which information do

we give to whom?

We note the lesson in the **Teacher's manual** and the **report book**.


We speak with the **rector** about the Sunday school

If there are other Sunday school teachers in the

congregation, we discuss the next lessons with them.

Checklist for preparing a Sunday school lesson:

Preparation:



- When do we prepare ourselves? before Sunday.
- What do we read?
- What can illustrate the story?
- What do we have to know? The

Execution:



- Starts with and
- The lesson starts with an..... information
- At what time we look to the.....?
- What do we pose to it?
- Consider especially:for the.....
- Repeat with eth children:
- Common.....and.....

End:



- The teacher.....the lesson in the Manual, and the **Report book**
- Speak with theand eventually with the other teachers

⑥ Exercises / Training Samples / Appreciation

⑦ Action Plan (at the end of the seminar)

What did I learn?

.....

.....

.....

.....

.....

.....

.....

What will I do different in future, make better, when I return in my congregation/district?

.....

.....

.....

.....

.....

.....

.....

Agenda (example)

First day of seminar Sunday School Teacher

Time	Activities / themes	Adjusted Tutor
9.00	Prayer, hymn, introduction, expectations of participants	
9.30	Introduction Agenda – all topics – breaks – time marks	Seminar tutor
9.40	0. Pre-Lesson: How to use the booklet “Come Lord Jesus”	Seminar tutor
10.10	1. The Sunday School teacher	Seminar tutor
10.20	2. Objectives of the Sunday School	Seminar tutor
10.50	Short break	Seminar tutor
11.00	3. The 5 + 10 commandments of a good teacher	Seminar tutor
11.50	4. Elements of a lesson	Seminar tutor
12.15	5. Sequence: Preparation/Execution/ After lesson	Seminar tutor
12.30	Rest - noon	
	Presentations of the participants Sunday school lessons 25 min + appreciation 10 min + preparation next 5 min	
13.30	L1 God Creates the World	Seminar tutor
14.10	L2 Adam and Eve	Sr
14.50	L3 Cain and Abel	Bro
15.30	Short break	Seminar tutor
15.45	L6 The tower of Babel	Sr
16.25	L47 Daniel and Belshazzar	Di
17.05	Questions and answers	all
17.15	Closing prayer	

Agenda (example)

Second day of seminar Sunday School Teacher

Time	Activities / themes	Adjusted Tutor
9.00	Prayer, updating of attendance list	
9.10	Repetition in groups - Murmur round What did I learn, what will I improve? Presentation	all
	Presentations of the participants Sunday school 25 min + appreciation 10 min + preparation next 5 min	Bro or Sr
9.50	L6	Bro or Sr
10.30	L7	Bro or Sr
11.10	Short break	Seminar tutor
11.20	L8	Bro or Sr
12.00	L9	Bro or Sr
12.40	Rest - noon	
13.30	
.....	
16.30	Action plan: What did I learn, what will I improve? What will I change, when I return to my congregation	
17.00	Closing prayer	

Trained lessons	Date	Date		Date	Date
Old Testament lessons					
1. God Creates the World			37.Elijah and Ahab		
2. Adam and Eve			38.Elijah and the Widow		
3. Cain and Abel			39.Elijah on Mt. Carmel		
4. Noah and the Ark			40.Elijah on his way to Mount Horeb		
5. The Rainbow: A Covenant			41.Elisha		
6. The Tower of Babel			42.Naaman		
7. Abram and Lot			43.King Hezekiah		
8. Lot and Sodom			44.Job		
9. Abraham and Isaac			45.Prophets Isaiah and Jeremiah		
10.Eliezer and Rebekah			46.Daniel and His Friends		
11.Esau and Jacob			47.Daniel and Belshazzar		
12.Jacob Escapes			48.Daniel in the Lions' Den		
13.Jacob and Rachel			49.The Fiery Furnace		
14.Jacob and Esau Meet			50.Jonah		
15.Joseph and His Brothers					
16.Joseph and Potiphar's Wife			Doctrine-Related Lessons		
17.Joseph the Advisor			51.The Bible		
18.Joseph Reveals Himself			52.Holy Baptism with Water		
19.Moses is Saved			53.Holy Sealing		
20.The Burning Bush			54.Holy Communion		
21.The Ten Plagues			55.Prayer		
22.The Israelites Leave Egypt			56.Interceding for the Departed		
23.The Ten Commandments			57.Living Apostles Today		
24.Canaan is Reached			58.The New Apostolic Creed		
25.Joshua and Jericho			59.Love One Another		
26.Gideon			60.Offering and Sacrifice		
27.Samson			61.Thanksgiving Day		
28.Ruth and Naomi			62.Be a Missionary		
29.Hannah and Samuel			63.The Return of Christ		
30.Samuel the Prophet			64.God's Word is Proclaimed		
31.Saul Becomes King			65.Fellowship		
32.David is Anointed			66.Love for God		
33.David and Goliath					
34.David and Jonathan					
35.David Becomes King					
36.King Solomon's Wisdom					

Trained lessons	Date	Date		Date	Date
New Testament lessons					
67. Elizabeth and Mary			106. Jesus and the Children		
68. Mary, Joseph and the Shepherds			107. Jesus Cleanses the Temple		
69. Wise Men From the East			108. The Parable of the Mustard Seed		
70. Simeon and Anna			109. The Laborers in Vineyard		
71. Jesus as a Boy			110. The Pharisee and the Tax Collector		
72. John the Baptist			111. The Praying Widow		
73. Jesus is Baptised			112. The Lost Coin		
74. Jesus Gathers His Disciples			113. The Foolish Rich Farmer		
75. Jesus in Nazareth			114. Lazarus and the Rich Man		
76. Jesus is Tempted			115. The Great Supper		
77. Wedding in Cana			116. The Ten Maidens		
78. The Paralyzed Man			117. The Parable of the Talents		
79. Jesus and Nicodemus			118. The Widow's Two Mites		
80. The Samaritan Woman			119. Palm Sunday		
81. The Pool of Bethesda			120. The Last Supper		
82. The Beatitudes			121. The Disciples' Feet Washed		
83. The Lord's Prayer			122. Jesus' Commandment of Love		
84. The Ten Lepers			123. Jesus' Prayer in Gethsemane		
85. The Blind Man			124. Jesus is Betrayed		
86. A Widow's Son			125. Peter Denies Jesus		
87. Jairus' Daughter			126. Jesus Faces Pilate		
88. The Centurion of Capernaum			127. Journey to Golgotha		
89. The Sinful Woman			128. Good Friday		
90. The Treasure in the Field			129. Easter		
91. Jesus Calms the Storm			130. Jesus Appears His Disciples		
92. The Parable of the Sower			131. Thomas		
93. The Wheat and Tares			132. Jesus and Peter		
94. The Feeding of the 5,000			133. Ascension Day		
95. The Great Catch of Fish			134. Pentecost		
96. Jesus Walks on the Sea			135. Before the Council		
97. Peter's Profession of Faith			136. The Apostles' Call for Helpers		
98. The Transfiguration of Jesus			137. Stephen		
99. The Good Shepherd and the Lost Sheep			138. The Gospel in Samaria		
100. The Good Samaritan			139. Philip and the Ethiopian		
101. The Prodigal Son			140. The Conversion of Saul		
102. The Adulteress			141. Peter Visits Cornelius		
103. Mary and Martha			142. Peter Freed From Prison		
104. Lazarus			143. Paul Testifies to the Gentiles		
105. Zacchaeus			144. Paul and Silas		

You find an audio file of all lessons on the NAC websites West Africa



Intranet ↑

Downloads and materials

Hymns

Sunday School

V1a 21.6.2022 Numbers in Trained lessons, 2 sets of Worksheets
13.10.2022 Hint for mobile phone